

For Project: Court Hill
 Project Notes: Court Hill Junction
 Location/Name: Incoming
 Report Generated: 16/06/2025 10:08:02
 Speed Intervals: 5 MPH
 Time Intervals: Instant
 Traffic Report From: 27/04/2025 18:00:00 through 08/06/2025 20:59:59
 85th Percentile Speed: 29.9 MPH
 85th Percentile Vehicles: 14084
 Max Speed: 50 MPH on 28/04/2025 03:40:00
 Total Vehicles: 16569
 AADT: 393

Volumes - weekly counts

Time	5 Day	7 Day
Average Daily	699	624
AM Peak	72	57
PM Peak	62	55

Speed

Speed Limit: 35
 85th Percentile Speed: 29.9
 50th Percentile Speed: 25.6
 10 MPH Pace Interval: 20.0 MPH to 30.0 MPH
 Average Speed: 25.26

	Monday	Tuesday	Wednesday	Thursday	Friday	Saturday	Sunday
Count over limit	70	87	74	64	46	41	48
% over limit	2.7	2.9	2.2	3.0	2.1	2.6	2.7
Avg Speeder	38.6	38.4	38.2	38.2	38.4	38.2	38.4
Avg Speed	14.8	14.0	13.2	14.5	13.9	16.6	17.5

Incoming Summary
Court Hill
Court Hill Junction

from Sun-Apr-27-2025-06-00-PM to Sun-Jun-08-2025-08-59-PM

Day/Time Ending	85th pctl (MPH)	85th pctl cnts	Total Cnts	Max Speed	Avg Speeder	% Speeders	Avg Speed
27/04/2025 19:00:00	31.0	22	26	35	0.0	0.0%	25.5
27/04/2025 20:00:00	33.0	17	20	40	37.5	5.0%	26.4
27/04/2025 21:00:00	30.0	9	11	45	40.0	18.2%	26.2
27/04/2025 22:00:00	32.5	14	17	40	37.5	11.8%	25.5
27/04/2025 23:00:00	37.5	7	8	40	37.5	25.0%	25.8
28/04/2025 00:00:00	30.0	1	1	30	0.0	0.0%	27.0
28/04/2025 01:00:00	0.0	0	0	0	0.0	0.0%	0.0
28/04/2025 02:00:00	0.0	0	0	0	0.0	0.0%	0.0
28/04/2025 03:00:00	0.0	0	0	0	0.0	0.0%	0.0
28/04/2025 04:00:00	50.0	1	1	50	47.5	100.0%	47.0
28/04/2025 05:00:00	40.0	2	2	40	37.5	50.0%	32.0
28/04/2025 06:00:00	35.0	15	18	45	39.2	16.7%	30.2
28/04/2025 07:00:00	36.0	21	25	40	37.5	20.0%	27.5
28/04/2025 08:00:00	30.7	94	110	40	37.5	2.7%	25.7
28/04/2025 09:00:00	30.9	94	110	45	40.0	1.8%	26.3
28/04/2025 10:00:00	30.0	54	64	40	37.5	3.1%	24.2
28/04/2025 11:00:00	30.0	52	61	35	0.0	0.0%	25.2
28/04/2025 12:00:00	30.6	47	55	35	0.0	0.0%	25.5
28/04/2025 13:00:00	30.0	53	62	35	0.0	0.0%	25.7
28/04/2025 14:00:00	29.7	56	66	40	37.5	3.0%	25.9
28/04/2025 15:00:00	30.0	47	55	35	0.0	0.0%	25.5
28/04/2025 16:00:00	31.5	55	65	40	37.5	1.5%	26.5
28/04/2025 17:00:00	31.0	77	91	40	37.5	2.2%	26.3
28/04/2025 18:00:00	29.8	57	67	35	0.0	0.0%	25.4
28/04/2025 19:00:00	31.9	39	46	40	37.5	4.3%	26.2
28/04/2025 20:00:00	35.0	24	28	45	40.0	14.3%	28.0
28/04/2025 21:00:00	32.5	14	17	40	37.5	5.9%	26.5
28/04/2025 22:00:00	33.3	8	10	40	37.5	10.0%	27.8
28/04/2025 23:00:00	35.0	11	13	40	37.5	15.4%	24.8
29/04/2025 00:00:00	43.3	4	5	45	41.3	80.0%	35.0
29/04/2025 01:00:00	45.0	1	1	45	42.5	100.0%	42.0
29/04/2025 02:00:00	0.0	0	0	0	0.0	0.0%	0.0
29/04/2025 03:00:00	35.0	1	1	35	0.0	0.0%	32.0
29/04/2025 04:00:00	0.0	0	0	0	0.0	0.0%	0.0
29/04/2025 05:00:00	40.0	1	1	40	37.5	100.0%	37.0
29/04/2025 06:00:00	40.0	13	15	45	40.8	20.0%	30.1
29/04/2025 07:00:00	35.0	24	28	40	37.5	14.3%	30.1
29/04/2025 08:00:00	32.7	82	96	40	37.5	1.0%	26.6
29/04/2025 09:00:00	31.6	95	112	45	40.0	3.6%	27.1
29/04/2025 10:00:00	31.8	58	68	40	37.5	1.5%	26.2
29/04/2025 11:00:00	30.0	46	54	45	40.0	3.7%	26.3
29/04/2025 12:00:00	29.7	52	61	35	0.0	0.0%	25.3
29/04/2025 13:00:00	29.4	44	52	45	40.0	3.8%	25.5
29/04/2025 14:00:00	29.1	40	47	35	0.0	0.0%	23.5
29/04/2025 15:00:00	29.5	47	55	35	0.0	0.0%	23.8
29/04/2025 16:00:00	30.0	63	74	40	37.5	2.7%	25.9

Incoming Summary
 Court Hill
 Court Hill Junction

from Sun-Apr-27-2025-06-00-PM to Sun-Jun-08-2025-08-59-PM

29/04/2025 17:00:00	30.4	77	91	40	37.5	2.2%	25.8
29/04/2025 18:00:00	30.3	77	91	35	0.0	0.0%	26.2
29/04/2025 19:00:00	32.3	47	55	40	37.5	1.8%	26.1
29/04/2025 20:00:00	33.8	32	38	45	38.5	13.2%	27.4
29/04/2025 21:00:00	29.3	19	22	40	37.5	4.5%	23.7
29/04/2025 22:00:00	32.5	15	18	45	40.0	11.1%	26.7
29/04/2025 23:00:00	35.0	8	10	40	37.5	20.0%	28.6
30/04/2025 00:00:00	27.5	3	4	30	0.0	0.0%	24.5
30/04/2025 01:00:00	23.3	3	4	25	0.0	0.0%	18.5
30/04/2025 02:00:00	35.0	1	1	35	0.0	0.0%	32.0
30/04/2025 03:00:00	0.0	0	0	0	0.0	0.0%	0.0
30/04/2025 04:00:00	0.0	0	0	0	0.0	0.0%	0.0
30/04/2025 05:00:00	35.0	3	3	35	0.0	0.0%	27.0
30/04/2025 06:00:00	37.5	13	15	45	39.2	20.0%	30.8
30/04/2025 07:00:00	34.0	23	27	45	40.0	7.4%	28.7
30/04/2025 08:00:00	31.9	88	103	45	38.5	4.9%	26.2
30/04/2025 09:00:00	29.4	101	119	40	37.5	0.8%	24.2
30/04/2025 10:00:00	30.6	49	58	40	37.5	3.4%	25.9
30/04/2025 11:00:00	29.3	50	59	35	0.0	0.0%	24.4
30/04/2025 12:00:00	30.6	49	58	40	37.5	1.7%	23.3
30/04/2025 13:00:00	29.0	47	55	35	0.0	0.0%	23.2
30/04/2025 14:00:00	25.8	42	50	35	0.0	0.0%	21.6
30/04/2025 15:00:00	28.9	52	61	40	37.5	4.9%	23.1
30/04/2025 16:00:00	29.3	77	91	40	37.5	2.2%	24.4
30/04/2025 17:00:00	31.5	79	93	45	38.5	5.4%	26.4
30/04/2025 18:00:00	30.6	96	113	45	40.0	1.8%	26.1
30/04/2025 19:00:00	31.5	41	48	35	0.0	0.0%	26.9
30/04/2025 20:00:00	31.4	40	47	45	40.0	4.3%	26.2
30/04/2025 21:00:00	29.0	21	25	35	0.0	0.0%	24.1
30/04/2025 22:00:00	28.3	22	26	40	37.5	3.8%	20.9
30/04/2025 23:00:00	29.4	15	18	35	0.0	0.0%	24.4
01/05/2025 00:00:00	25.0	5	6	35	0.0	0.0%	20.5
01/05/2025 01:00:00	45.0	3	3	45	40.0	66.7%	33.7
01/05/2025 02:00:00	30.0	1	1	30	0.0	0.0%	27.0
01/05/2025 03:00:00	0.0	0	0	0	0.0	0.0%	0.0
01/05/2025 04:00:00	35.0	1	1	35	0.0	0.0%	32.0
01/05/2025 05:00:00	35.0	1	1	35	0.0	0.0%	32.0
01/05/2025 06:00:00	41.7	13	15	45	40.0	40.0%	32.3
01/05/2025 07:00:00	38.8	20	23	45	39.2	26.1%	31.1
01/05/2025 08:00:00	32.1	94	111	40	37.5	4.5%	26.5
01/05/2025 09:00:00	32.1	103	121	40	37.5	6.6%	26.3
01/05/2025 10:00:00	29.7	59	69	40	37.5	1.4%	25.0
01/05/2025 11:00:00	29.8	50	59	40	37.5	5.1%	24.1
01/05/2025 12:00:00	29.6	43	51	45	42.5	2.0%	25.6
01/05/2025 13:00:00	29.8	50	59	35	0.0	0.0%	25.4
01/05/2025 14:00:00	30.0	46	54	40	37.5	3.7%	25.6
01/05/2025 15:00:00	29.7	63	74	40	37.5	1.4%	24.8

Incoming Summary
Court Hill
Court Hill Junction

from Sun-Apr-27-2025-06-00-PM to Sun-Jun-08-2025-08-59-PM

01/05/2025 16:00:00	29.8	83	98	40	37.5	2.0%	25.5
01/05/2025 17:00:00	32.0	59	69	40	37.5	5.8%	27.1
01/05/2025 18:00:00	30.0	71	83	40	37.5	2.4%	25.4
01/05/2025 19:00:00	31.5	46	54	40	37.5	1.9%	25.9
01/05/2025 20:00:00	32.9	45	53	40	37.5	5.7%	27.5
01/05/2025 21:00:00	33.3	20	23	40	37.5	8.7%	26.9
01/05/2025 22:00:00	34.2	18	21	40	37.5	9.5%	27.3
01/05/2025 23:00:00	33.3	14	16	40	37.5	6.3%	25.9
02/05/2025 00:00:00	33.3	6	7	35	0.0	0.0%	27.1
02/05/2025 01:00:00	33.3	5	6	35	0.0	0.0%	27.0
02/05/2025 02:00:00	0.0	0	0	0	0.0	0.0%	0.0
02/05/2025 03:00:00	0.0	0	0	0	0.0	0.0%	0.0
02/05/2025 04:00:00	0.0	0	0	0	0.0	0.0%	0.0
02/05/2025 05:00:00	0.0	0	0	0	0.0	0.0%	0.0
02/05/2025 06:00:00	41.7	13	15	45	40.5	33.3%	32.4
02/05/2025 07:00:00	35.0	22	26	40	37.5	15.4%	29.6
02/05/2025 08:00:00	32.2	76	89	40	37.5	3.4%	26.8
02/05/2025 09:00:00	29.9	97	114	40	37.5	0.9%	25.8
02/05/2025 10:00:00	29.7	58	68	35	0.0	0.0%	25.1
02/05/2025 11:00:00	29.7	59	69	40	37.5	1.4%	25.2
02/05/2025 12:00:00	29.3	48	57	40	37.5	3.5%	23.8
02/05/2025 13:00:00	29.7	69	81	40	37.5	2.5%	24.2
02/05/2025 14:00:00	29.3	37	44	35	0.0	0.0%	25.0
02/05/2025 15:00:00	30.8	65	77	45	40.0	2.6%	25.6
02/05/2025 16:00:00	29.7	74	87	45	42.5	1.1%	24.9
02/05/2025 17:00:00	32.7	74	87	40	37.5	6.9%	26.7
02/05/2025 18:00:00	29.8	61	72	40	37.5	4.2%	24.5
02/05/2025 19:00:00	30.0	42	50	35	0.0	0.0%	26.3
02/05/2025 20:00:00	30.0	29	34	40	37.5	2.9%	24.9
02/05/2025 21:00:00	35.0	20	24	45	38.8	16.7%	28.0
02/05/2025 22:00:00	30.0	22	26	35	0.0	0.0%	21.7
02/05/2025 23:00:00	31.7	20	24	45	40.0	8.3%	25.3
03/05/2025 00:00:00	35.0	5	6	40	37.5	16.7%	29.5
03/05/2025 01:00:00	25.0	1	1	25	0.0	0.0%	22.0
03/05/2025 02:00:00	0.0	0	0	0	0.0	0.0%	0.0
03/05/2025 03:00:00	0.0	0	0	0	0.0	0.0%	0.0
03/05/2025 04:00:00	0.0	0	0	0	0.0	0.0%	0.0
03/05/2025 05:00:00	20.0	1	1	20	0.0	0.0%	17.0
03/05/2025 06:00:00	40.0	3	4	45	40.0	50.0%	33.3
03/05/2025 07:00:00	32.5	7	8	35	0.0	0.0%	23.9
03/05/2025 08:00:00	31.0	21	25	35	0.0	0.0%	24.9
03/05/2025 09:00:00	31.0	32	38	40	37.5	5.3%	27.2
03/05/2025 10:00:00	33.0	49	58	40	37.5	5.2%	26.2
03/05/2025 11:00:00	32.5	50	59	45	39.2	5.1%	26.5
03/05/2025 12:00:00	29.8	72	85	40	37.5	2.4%	25.9
03/05/2025 13:00:00	30.8	43	51	40	37.5	5.9%	26.5
03/05/2025 14:00:00	32.2	60	71	40	37.5	2.8%	26.8

Incoming Summary
Court Hill
Court Hill Junction

from Sun-Apr-27-2025-06-00-PM to Sun-Jun-08-2025-08-59-PM

03/05/2025 15:00:00	31.1	52	61	40	37.5	3.3%	26.3
03/05/2025 16:00:00	30.0	59	69	40	37.5	2.9%	26.2
03/05/2025 17:00:00	29.8	41	48	40	37.5	4.2%	26.6
03/05/2025 18:00:00	32.1	49	58	40	37.5	3.4%	26.5
03/05/2025 19:00:00	33.3	28	33	40	37.5	9.1%	26.7
03/05/2025 20:00:00	32.0	32	38	40	37.5	7.9%	26.6
03/05/2025 21:00:00	30.0	14	16	35	0.0	0.0%	25.1
03/05/2025 22:00:00	33.8	14	16	45	42.5	6.3%	27.5
03/05/2025 23:00:00	41.7	8	10	45	42.5	30.0%	31.7
04/05/2025 00:00:00	37.5	6	7	40	37.5	28.6%	30.6
04/05/2025 01:00:00	40.0	3	3	40	37.5	66.7%	32.0
04/05/2025 02:00:00	40.0	3	3	40	37.5	33.3%	32.0
04/05/2025 03:00:00	40.0	2	2	40	37.5	50.0%	34.5
04/05/2025 04:00:00	40.0	1	1	40	37.5	100.0%	37.0
04/05/2025 05:00:00	40.0	2	2	40	37.5	100.0%	37.0
04/05/2025 06:00:00	40.0	3	3	40	37.5	33.3%	33.7
04/05/2025 07:00:00	35.0	8	9	40	37.5	11.1%	27.2
04/05/2025 08:00:00	32.5	11	13	45	42.5	7.7%	26.7
04/05/2025 09:00:00	32.5	16	19	40	37.5	5.3%	25.1
04/05/2025 10:00:00	34.4	23	27	45	39.2	11.1%	28.1
04/05/2025 11:00:00	31.0	50	59	40	37.5	1.7%	25.9
04/05/2025 12:00:00	31.9	55	65	40	37.5	3.1%	26.0
04/05/2025 13:00:00	31.2	47	55	40	37.5	3.6%	25.4
04/05/2025 14:00:00	29.6	41	48	40	37.5	2.1%	23.4
04/05/2025 15:00:00	32.3	37	43	35	0.0	0.0%	25.5
04/05/2025 16:00:00	30.0	32	38	40	37.5	2.6%	24.7
04/05/2025 17:00:00	34.4	42	49	45	39.2	12.2%	26.8
04/05/2025 18:00:00	32.0	29	34	40	37.5	5.9%	26.2
04/05/2025 19:00:00	31.4	39	46	40	37.5	4.3%	26.4
04/05/2025 20:00:00	32.9	21	25	40	37.5	4.0%	27.0
04/05/2025 21:00:00	34.0	20	23	45	42.5	8.7%	27.1
04/05/2025 22:00:00	35.0	15	18	45	39.2	16.7%	26.5
04/05/2025 23:00:00	35.0	9	11	45	40.0	18.2%	26.5
05/05/2025 00:00:00	35.0	3	3	35	0.0	0.0%	30.3
05/05/2025 01:00:00	30.0	3	4	35	0.0	0.0%	25.8
05/05/2025 02:00:00	35.0	2	2	35	0.0	0.0%	27.0
05/05/2025 03:00:00	40.0	2	2	40	37.5	50.0%	29.5
05/05/2025 04:00:00	0.0	0	0	0	0.0	0.0%	0.0
05/05/2025 05:00:00	40.0	1	1	40	37.5	100.0%	37.0
05/05/2025 06:00:00	0.0	0	0	0	0.0	0.0%	0.0
05/05/2025 07:00:00	30.0	7	8	35	0.0	0.0%	22.6
05/05/2025 08:00:00	33.6	14	17	45	42.5	5.9%	29.1
05/05/2025 09:00:00	34.0	20	23	45	40.0	8.7%	27.5
05/05/2025 10:00:00	31.7	33	39	35	0.0	0.0%	25.1
05/05/2025 11:00:00	32.9	33	39	40	37.5	7.7%	27.7
05/05/2025 12:00:00	33.8	45	53	40	37.5	11.3%	26.6
05/05/2025 13:00:00	30.0	42	50	35	0.0	0.0%	26.1

Incoming Summary
Court Hill
Court Hill Junction

from Sun-Apr-27-2025-06-00-PM to Sun-Jun-08-2025-08-59-PM

05/05/2025 14:00:00	31.2	44	52	45	40.0	3.8%	26.5
05/05/2025 15:00:00	30.0	54	63	40	37.5	3.2%	25.3
05/05/2025 16:00:00	30.0	52	61	45	40.0	3.3%	26.3
05/05/2025 17:00:00	29.6	48	56	40	37.5	1.8%	24.9
05/05/2025 18:00:00	31.7	42	50	40	37.5	4.0%	25.6
05/05/2025 19:00:00	32.0	32	38	35	0.0	0.0%	26.9
05/05/2025 20:00:00	37.5	17	20	45	40.0	20.0%	28.1
05/05/2025 21:00:00	34.0	17	20	45	40.0	10.0%	29.0
05/05/2025 22:00:00	35.0	6	7	40	37.5	14.3%	27.1
05/05/2025 23:00:00	35.0	3	3	35	0.0	0.0%	27.0
06/05/2025 00:00:00	30.0	1	1	30	0.0	0.0%	27.0
06/05/2025 01:00:00	40.0	1	1	40	37.5	100.0%	37.0
06/05/2025 02:00:00	40.0	1	1	40	37.5	100.0%	37.0
06/05/2025 03:00:00	30.0	2	2	30	0.0	0.0%	27.5
06/05/2025 04:00:00	40.0	1	1	40	37.5	100.0%	37.0
06/05/2025 05:00:00	35.0	1	1	35	0.0	0.0%	32.0
06/05/2025 06:00:00	38.3	19	22	45	39.5	22.7%	28.9
06/05/2025 07:00:00	38.1	21	25	45	38.1	36.0%	31.3
06/05/2025 08:00:00	32.5	96	113	45	38.1	7.1%	27.0
06/05/2025 09:00:00	29.0	92	108	40	37.5	0.9%	23.9
06/05/2025 10:00:00	29.5	48	57	35	0.0	0.0%	25.6
06/05/2025 11:00:00	29.6	37	44	35	0.0	0.0%	25.0
06/05/2025 12:00:00	29.8	47	55	35	0.0	0.0%	24.8
06/05/2025 13:00:00	31.4	48	56	40	37.5	5.4%	25.9
06/05/2025 14:00:00	30.0	41	48	45	40.0	4.2%	25.2
06/05/2025 15:00:00	30.0	60	70	40	37.5	1.4%	25.4
06/05/2025 16:00:00	30.0	59	69	40	37.5	2.9%	25.0
06/05/2025 17:00:00	29.4	59	69	35	0.0	0.0%	24.0
06/05/2025 18:00:00	31.4	64	75	40	37.5	8.0%	26.5
06/05/2025 19:00:00	33.8	41	48	40	37.5	6.3%	28.7
06/05/2025 20:00:00	31.2	40	47	40	37.5	2.1%	26.0
06/05/2025 21:00:00	31.7	23	27	35	0.0	0.0%	25.3
06/05/2025 22:00:00	33.3	15	18	40	37.5	11.1%	26.8
06/05/2025 23:00:00	37.5	7	8	40	37.5	25.0%	27.1
07/05/2025 00:00:00	27.5	5	6	30	0.0	0.0%	22.2
07/05/2025 01:00:00	0.0	0	0	0	0.0	0.0%	0.0
07/05/2025 02:00:00	0.0	0	0	0	0.0	0.0%	0.0
07/05/2025 03:00:00	40.0	1	1	40	37.5	100.0%	37.0
07/05/2025 04:00:00	40.0	1	1	40	37.5	100.0%	37.0
07/05/2025 05:00:00	35.0	3	4	45	42.5	25.0%	32.0
07/05/2025 06:00:00	35.0	16	19	45	40.8	15.8%	28.8
07/05/2025 07:00:00	35.0	25	29	40	37.5	13.8%	28.1
07/05/2025 08:00:00	32.5	99	117	40	37.5	5.1%	27.3
07/05/2025 09:00:00	29.9	110	130	40	37.5	0.8%	25.6
07/05/2025 10:00:00	29.5	63	74	40	37.5	1.4%	24.8
07/05/2025 11:00:00	30.6	42	50	35	0.0	0.0%	24.6
07/05/2025 12:00:00	31.7	47	55	40	37.5	3.6%	26.4

Incoming Summary
Court Hill
Court Hill Junction

from Sun-Apr-27-2025-06-00-PM to Sun-Jun-08-2025-08-59-PM

07/05/2025 13:00:00	31.4	44	52	45	39.2	5.8%	25.5
07/05/2025 14:00:00	28.0	37	44	35	0.0	0.0%	21.3
07/05/2025 15:00:00	22.9	38	45	25	0.0	0.0%	18.9
07/05/2025 16:00:00	29.5	60	70	40	37.5	2.9%	22.8
07/05/2025 17:00:00	31.0	79	93	40	37.5	2.2%	25.6
07/05/2025 18:00:00	30.5	64	75	40	37.5	2.7%	26.0
07/05/2025 19:00:00	33.0	30	35	40	37.5	8.6%	27.4
07/05/2025 20:00:00	33.0	33	39	40	37.5	5.1%	26.5
07/05/2025 21:00:00	31.4	27	32	35	0.0	0.0%	25.0
07/05/2025 22:00:00	30.0	20	23	40	37.5	4.3%	23.3
07/05/2025 23:00:00	40.0	6	7	45	39.2	42.9%	31.3
08/05/2025 00:00:00	32.5	6	7	35	0.0	0.0%	24.4
08/05/2025 01:00:00	35.0	2	2	35	0.0	0.0%	24.5
08/05/2025 02:00:00	0.0	0	0	0	0.0	0.0%	0.0
08/05/2025 03:00:00	0.0	0	0	0	0.0	0.0%	0.0
08/05/2025 04:00:00	0.0	0	0	0	0.0	0.0%	0.0
08/05/2025 05:00:00	30.0	1	1	30	0.0	0.0%	27.0
08/05/2025 06:00:00	40.0	13	15	45	40.0	26.7%	32.5
08/05/2025 07:00:00	35.0	4	5	40	37.5	20.0%	26.0
08/05/2025 08:00:00	**No Data**						
08/05/2025 09:00:00	**No Data**						
						
25/05/2025 10:00:00	30.0	14	16	35	0.0	0.0%	24.4
25/05/2025 11:00:00	28.9	31	37	35	0.0	0.0%	24.2
25/05/2025 12:00:00	28.6	17	20	30	0.0	0.0%	24.5
25/05/2025 13:00:00	30.0	24	28	40	37.5	3.6%	25.2
25/05/2025 14:00:00	29.4	29	34	35	0.0	0.0%	24.0
25/05/2025 15:00:00	29.3	34	40	35	0.0	0.0%	25.4
25/05/2025 16:00:00	30.0	20	23	35	0.0	0.0%	24.6
25/05/2025 17:00:00	30.0	24	28	35	0.0	0.0%	25.9
25/05/2025 18:00:00	30.0	25	29	35	0.0	0.0%	25.6
25/05/2025 19:00:00	29.5	23	27	35	0.0	0.0%	25.0
25/05/2025 20:00:00	28.7	26	31	35	0.0	0.0%	24.7
25/05/2025 21:00:00	30.0	9	11	35	0.0	0.0%	26.7
25/05/2025 22:00:00	32.5	7	8	35	0.0	0.0%	27.1
25/05/2025 23:00:00	28.8	3	4	30	0.0	0.0%	27.0
26/05/2025 00:00:00	32.5	3	4	35	0.0	0.0%	25.8
26/05/2025 01:00:00	0.0	0	0	0	0.0	0.0%	0.0
26/05/2025 02:00:00	30.0	1	1	30	0.0	0.0%	27.0
26/05/2025 03:00:00	30.0	1	1	30	0.0	0.0%	27.0
26/05/2025 04:00:00	0.0	0	0	0	0.0	0.0%	0.0
26/05/2025 05:00:00	0.0	0	0	0	0.0	0.0%	0.0
26/05/2025 06:00:00	30.0	1	1	30	0.0	0.0%	27.0
26/05/2025 07:00:00	30.0	5	6	35	0.0	0.0%	26.2
26/05/2025 08:00:00	32.5	9	11	35	0.0	0.0%	27.5
26/05/2025 09:00:00	29.0	11	13	35	0.0	0.0%	24.5
26/05/2025 10:00:00	29.0	24	28	40	37.5	3.6%	24.9

Incoming Summary
Court Hill
Court Hill Junction

from Sun-Apr-27-2025-06-00-PM to Sun-Jun-08-2025-08-59-PM

26/05/2025 11:00:00	29.3	37	43	35	0.0	0.0%	23.4
26/05/2025 12:00:00	27.9	29	34	35	0.0	0.0%	23.4
26/05/2025 13:00:00	29.4	37	44	35	0.0	0.0%	25.3
26/05/2025 14:00:00	29.4	33	39	35	0.0	0.0%	25.0
26/05/2025 15:00:00	29.1	41	48	35	0.0	0.0%	24.9
26/05/2025 16:00:00	28.8	32	38	35	0.0	0.0%	24.8
26/05/2025 17:00:00	29.7	25	29	35	0.0	0.0%	25.4
26/05/2025 18:00:00	29.1	21	25	35	0.0	0.0%	25.7
26/05/2025 19:00:00	29.3	13	15	35	0.0	0.0%	24.5
26/05/2025 20:00:00	28.9	8	10	30	0.0	0.0%	26.6
26/05/2025 21:00:00	32.5	5	6	35	0.0	0.0%	28.0
26/05/2025 22:00:00	35.0	3	3	35	0.0	0.0%	28.7
26/05/2025 23:00:00	25.0	3	4	35	0.0	0.0%	23.5
27/05/2025 00:00:00	30.0	2	2	30	0.0	0.0%	22.0
27/05/2025 01:00:00	0.0	0	0	0	0.0	0.0%	0.0
27/05/2025 02:00:00	0.0	0	0	0	0.0	0.0%	0.0
27/05/2025 03:00:00	0.0	0	0	0	0.0	0.0%	0.0
27/05/2025 04:00:00	0.0	0	0	0	0.0	0.0%	0.0
27/05/2025 05:00:00	0.0	0	0	0	0.0	0.0%	0.0
27/05/2025 06:00:00	30.0	6	7	35	0.0	0.0%	24.1
27/05/2025 07:00:00	32.5	14	16	45	42.5	6.3%	26.6
27/05/2025 08:00:00	29.5	28	33	35	0.0	0.0%	24.5
27/05/2025 09:00:00	28.8	37	44	35	0.0	0.0%	23.4
27/05/2025 10:00:00	29.6	31	36	35	0.0	0.0%	24.2
27/05/2025 11:00:00	28.2	36	42	35	0.0	0.0%	22.6
27/05/2025 12:00:00	27.2	27	32	30	0.0	0.0%	23.2
27/05/2025 13:00:00	27.5	29	34	30	0.0	0.0%	23.2
27/05/2025 14:00:00	27.8	26	30	30	0.0	0.0%	22.9
27/05/2025 15:00:00	27.8	21	25	30	0.0	0.0%	22.2
27/05/2025 16:00:00	29.0	25	29	35	0.0	0.0%	22.9
27/05/2025 17:00:00	27.5	23	27	40	37.5	3.7%	22.8
27/05/2025 18:00:00	29.4	23	27	35	0.0	0.0%	24.4
27/05/2025 19:00:00	32.5	12	14	35	0.0	0.0%	25.8
27/05/2025 20:00:00	28.8	12	14	40	37.5	7.1%	24.9
27/05/2025 21:00:00	35.0	8	9	40	37.5	11.1%	27.2
27/05/2025 22:00:00	28.3	8	9	30	0.0	0.0%	23.8
27/05/2025 23:00:00	25.0	3	4	30	0.0	0.0%	22.0
28/05/2025 00:00:00	30.0	3	3	30	0.0	0.0%	22.0
28/05/2025 01:00:00	0.0	0	0	0	0.0	0.0%	0.0
28/05/2025 02:00:00	30.0	1	1	30	0.0	0.0%	27.0
28/05/2025 03:00:00	30.0	1	1	30	0.0	0.0%	27.0
28/05/2025 04:00:00	30.0	1	1	30	0.0	0.0%	27.0
28/05/2025 05:00:00	25.0	1	1	25	0.0	0.0%	22.0
28/05/2025 06:00:00	29.0	7	8	30	0.0	0.0%	24.8
28/05/2025 07:00:00	31.7	9	11	35	0.0	0.0%	26.6
28/05/2025 08:00:00	28.6	17	20	35	0.0	0.0%	23.0
28/05/2025 09:00:00	27.5	22	26	35	0.0	0.0%	22.2

Incoming Summary
Court Hill
Court Hill Junction

from Sun-Apr-27-2025-06-00-PM to Sun-Jun-08-2025-08-59-PM

28/05/2025 10:00:00	28.3	28	33	35	0.0	0.0%	23.1
28/05/2025 11:00:00	24.6	20	23	30	0.0	0.0%	19.8
28/05/2025 12:00:00	26.9	26	31	30	0.0	0.0%	22.3
28/05/2025 13:00:00	27.2	29	34	30	0.0	0.0%	21.7
28/05/2025 14:00:00	28.3	31	36	30	0.0	0.0%	22.9
28/05/2025 15:00:00	28.5	32	38	40	37.5	2.6%	24.2
28/05/2025 16:00:00	25.0	32	38	35	0.0	0.0%	20.9
28/05/2025 17:00:00	27.9	43	51	35	0.0	0.0%	22.8
28/05/2025 18:00:00	28.8	54	63	35	0.0	0.0%	24.7
28/05/2025 19:00:00	27.5	13	15	30	0.0	0.0%	23.5
28/05/2025 20:00:00	32.0	20	23	35	0.0	0.0%	27.3
28/05/2025 21:00:00	29.4	19	22	40	37.5	4.5%	25.2
28/05/2025 22:00:00	30.0	21	25	40	37.5	4.0%	25.0
28/05/2025 23:00:00	29.2	6	7	30	0.0	0.0%	26.4
29/05/2025 00:00:00	33.3	7	8	35	0.0	0.0%	26.4
29/05/2025 01:00:00	35.0	1	1	35	0.0	0.0%	32.0
29/05/2025 02:00:00	30.0	2	2	30	0.0	0.0%	24.5
29/05/2025 03:00:00	0.0	0	0	0	0.0	0.0%	0.0
29/05/2025 04:00:00	0.0	0	0	0	0.0	0.0%	0.0
29/05/2025 05:00:00	30.0	1	1	30	0.0	0.0%	27.0
29/05/2025 06:00:00	30.0	5	6	40	37.5	16.7%	26.2
29/05/2025 07:00:00	30.0	15	18	35	0.0	0.0%	25.8
29/05/2025 08:00:00	28.8	28	33	35	0.0	0.0%	24.2
29/05/2025 09:00:00	28.5	24	28	30	0.0	0.0%	23.6
29/05/2025 10:00:00	27.9	16	19	30	0.0	0.0%	22.8
29/05/2025 11:00:00	27.9	28	33	30	0.0	0.0%	22.3
29/05/2025 12:00:00	29.2	27	32	35	0.0	0.0%	23.6
29/05/2025 13:00:00	27.7	39	46	35	0.0	0.0%	22.2
29/05/2025 14:00:00	28.8	34	40	35	0.0	0.0%	24.1
29/05/2025 15:00:00	28.3	37	43	35	0.0	0.0%	22.7
29/05/2025 16:00:00	28.5	37	43	35	0.0	0.0%	22.6
29/05/2025 17:00:00	28.7	37	44	35	0.0	0.0%	24.3
29/05/2025 18:00:00	28.8	36	42	35	0.0	0.0%	23.8
29/05/2025 19:00:00	29.3	14	16	35	0.0	0.0%	24.3
29/05/2025 20:00:00	33.0	14	16	35	0.0	0.0%	27.6
29/05/2025 21:00:00	32.5	10	12	40	37.5	8.3%	27.1
29/05/2025 22:00:00	30.0	16	19	40	37.5	5.3%	24.3
29/05/2025 23:00:00	29.2	9	11	35	0.0	0.0%	25.7
30/05/2025 00:00:00	35.0	1	1	35	0.0	0.0%	32.0
30/05/2025 01:00:00	40.0	2	2	40	37.5	50.0%	29.5
30/05/2025 02:00:00	0.0	0	0	0	0.0	0.0%	0.0
30/05/2025 03:00:00	0.0	0	0	0	0.0	0.0%	0.0
30/05/2025 04:00:00	0.0	0	0	0	0.0	0.0%	0.0
30/05/2025 05:00:00	25.0	1	1	25	0.0	0.0%	22.0
30/05/2025 06:00:00	32.5	7	8	35	0.0	0.0%	26.4
30/05/2025 07:00:00	37.5	12	14	45	39.2	21.4%	30.0
30/05/2025 08:00:00	30.0	26	31	35	0.0	0.0%	26.0

Incoming Summary
 Court Hill
 Court Hill Junction

from Sun-Apr-27-2025-06-00-PM to Sun-Jun-08-2025-08-59-PM

30/05/2025 09:00:00	29.2	32	38	35	0.0	0.0%	24.9
30/05/2025 10:00:00	28.6	34	40	30	0.0	0.0%	24.3
30/05/2025 11:00:00	27.9	38	45	30	0.0	0.0%	23.2
30/05/2025 12:00:00	29.7	32	38	35	0.0	0.0%	24.9
30/05/2025 13:00:00	28.6	28	33	35	0.0	0.0%	23.8
30/05/2025 14:00:00	29.0	26	30	35	0.0	0.0%	23.8
30/05/2025 15:00:00	28.2	37	44	30	0.0	0.0%	24.4
30/05/2025 16:00:00	28.7	48	56	35	0.0	0.0%	23.3
30/05/2025 17:00:00	28.9	54	64	35	0.0	0.0%	24.1
30/05/2025 18:00:00	28.9	38	45	35	0.0	0.0%	24.4
30/05/2025 19:00:00	29.6	20	24	35	0.0	0.0%	25.6
30/05/2025 20:00:00	29.0	13	15	35	0.0	0.0%	24.1
30/05/2025 21:00:00	29.2	8	9	30	0.0	0.0%	25.4
30/05/2025 22:00:00	28.5	26	30	35	0.0	0.0%	24.0
30/05/2025 23:00:00	29.4	14	16	35	0.0	0.0%	24.8
31/05/2025 00:00:00	30.0	1	1	30	0.0	0.0%	27.0
31/05/2025 01:00:00	30.0	4	5	35	0.0	0.0%	25.0
31/05/2025 02:00:00	30.0	1	1	30	0.0	0.0%	27.0
31/05/2025 03:00:00	0.0	0	0	0	0.0	0.0%	0.0
31/05/2025 04:00:00	30.0	1	1	30	0.0	0.0%	27.0
31/05/2025 05:00:00	0.0	0	0	0	0.0	0.0%	0.0
31/05/2025 06:00:00	35.0	6	7	40	37.5	14.3%	26.3
31/05/2025 07:00:00	30.0	6	7	35	0.0	0.0%	25.0
31/05/2025 08:00:00	32.5	11	13	35	0.0	0.0%	27.5
31/05/2025 09:00:00	30.0	15	18	35	0.0	0.0%	26.7
31/05/2025 10:00:00	28.6	31	36	30	0.0	0.0%	24.3
31/05/2025 11:00:00	28.8	26	31	35	0.0	0.0%	23.2
31/05/2025 12:00:00	29.0	37	44	40	37.5	2.3%	24.6
31/05/2025 13:00:00	28.9	25	29	30	0.0	0.0%	25.0
31/05/2025 14:00:00	29.3	31	37	40	37.5	2.7%	24.8
31/05/2025 15:00:00	30.0	20	23	35	0.0	0.0%	25.2
31/05/2025 16:00:00	29.2	25	29	35	0.0	0.0%	24.6
31/05/2025 17:00:00	29.5	35	41	35	0.0	0.0%	25.5
31/05/2025 18:00:00	27.9	29	34	30	0.0	0.0%	22.9
31/05/2025 19:00:00	30.6	37	44	35	0.0	0.0%	25.1
31/05/2025 20:00:00	28.8	14	17	35	0.0	0.0%	24.8
31/05/2025 21:00:00	30.0	14	17	35	0.0	0.0%	25.7
31/05/2025 22:00:00	31.7	11	13	35	0.0	0.0%	26.7
31/05/2025 23:00:00	29.0	8	9	30	0.0	0.0%	24.9
01/06/2025 00:00:00	28.8	6	7	30	0.0	0.0%	25.0
01/06/2025 01:00:00	25.0	2	2	25	0.0	0.0%	22.0
01/06/2025 02:00:00	30.0	3	3	30	0.0	0.0%	27.0
01/06/2025 03:00:00	0.0	0	0	0	0.0	0.0%	0.0
01/06/2025 04:00:00	0.0	0	0	0	0.0	0.0%	0.0
01/06/2025 05:00:00	30.0	1	1	30	0.0	0.0%	27.0
01/06/2025 06:00:00	35.0	6	7	40	37.5	14.3%	27.1
01/06/2025 07:00:00	30.0	3	4	35	0.0	0.0%	26.0

Incoming Summary
Court Hill
Court Hill Junction

from Sun-Apr-27-2025-06-00-PM to Sun-Jun-08-2025-08-59-PM

01/06/2025 08:00:00	32.5	4	5	35	0.0	0.0%	27.2
01/06/2025 09:00:00	31.7	12	14	35	0.0	0.0%	24.6
01/06/2025 10:00:00	28.7	22	26	30	0.0	0.0%	24.2
01/06/2025 11:00:00	29.2	31	36	35	0.0	0.0%	23.5
01/06/2025 12:00:00	30.0	26	30	35	0.0	0.0%	25.1
01/06/2025 13:00:00	28.9	26	31	35	0.0	0.0%	24.8
01/06/2025 14:00:00	27.0	20	23	30	0.0	0.0%	22.3
01/06/2025 15:00:00	27.5	27	32	35	0.0	0.0%	22.2
01/06/2025 16:00:00	28.2	31	36	35	0.0	0.0%	23.0
01/06/2025 17:00:00	28.8	34	40	35	0.0	0.0%	23.9
01/06/2025 18:00:00	30.0	28	33	35	0.0	0.0%	25.7
01/06/2025 19:00:00	30.0	20	24	35	0.0	0.0%	25.8
01/06/2025 20:00:00	31.7	9	11	35	0.0	0.0%	24.9
01/06/2025 21:00:00	28.8	10	12	30	0.0	0.0%	25.2
01/06/2025 22:00:00	30.0	6	7	35	0.0	0.0%	26.3
01/06/2025 23:00:00	28.8	4	5	30	0.0	0.0%	26.2
02/06/2025 00:00:00	25.0	1	1	25	0.0	0.0%	22.0
02/06/2025 01:00:00	0.0	0	0	0	0.0	0.0%	0.0
02/06/2025 02:00:00	0.0	0	0	0	0.0	0.0%	0.0
02/06/2025 03:00:00	0.0	0	0	0	0.0	0.0%	0.0
02/06/2025 04:00:00	35.0	2	2	35	0.0	0.0%	27.0
02/06/2025 05:00:00	35.0	1	1	35	0.0	0.0%	32.0
02/06/2025 06:00:00	30.0	7	8	35	0.0	0.0%	25.9
02/06/2025 07:00:00	30.0	14	17	35	0.0	0.0%	27.2
02/06/2025 08:00:00	29.3	54	64	40	37.5	1.6%	26.2
02/06/2025 09:00:00	29.0	55	65	35	0.0	0.0%	24.8
02/06/2025 10:00:00	28.1	40	47	30	0.0	0.0%	22.9
02/06/2025 11:00:00	28.6	26	31	35	0.0	0.0%	23.2
02/06/2025 12:00:00	28.3	26	30	35	0.0	0.0%	23.1
02/06/2025 13:00:00	28.0	32	38	35	0.0	0.0%	23.5
02/06/2025 14:00:00	28.8	27	32	35	0.0	0.0%	24.2
02/06/2025 15:00:00	28.2	42	49	35	0.0	0.0%	22.8
02/06/2025 16:00:00	28.6	41	48	35	0.0	0.0%	24.4
02/06/2025 17:00:00	29.6	49	58	35	0.0	0.0%	25.4
02/06/2025 18:00:00	28.7	34	40	35	0.0	0.0%	24.3
02/06/2025 19:00:00	29.5	23	27	35	0.0	0.0%	24.0
02/06/2025 20:00:00	30.0	14	17	40	37.5	5.9%	25.4
02/06/2025 21:00:00	29.3	9	11	35	0.0	0.0%	26.4
02/06/2025 22:00:00	32.5	12	14	40	37.5	7.1%	25.6
02/06/2025 23:00:00	25.0	3	3	25	0.0	0.0%	20.3
03/06/2025 00:00:00	25.0	1	1	25	0.0	0.0%	22.0
03/06/2025 01:00:00	0.0	0	0	0	0.0	0.0%	0.0
03/06/2025 02:00:00	20.0	1	1	20	0.0	0.0%	17.0
03/06/2025 03:00:00	0.0	0	0	0	0.0	0.0%	0.0
03/06/2025 04:00:00	0.0	0	0	0	0.0	0.0%	0.0
03/06/2025 05:00:00	0.0	0	0	0	0.0	0.0%	0.0
03/06/2025 06:00:00	30.0	8	9	35	0.0	0.0%	25.9

Incoming Summary
Court Hill
Court Hill Junction

from Sun-Apr-27-2025-06-00-PM to Sun-Jun-08-2025-08-59-PM

03/06/2025 07:00:00	32.0	17	20	35	0.0	0.0%	27.5
03/06/2025 08:00:00	29.5	53	62	35	0.0	0.0%	25.2
03/06/2025 09:00:00	26.4	60	70	35	0.0	0.0%	21.2
03/06/2025 10:00:00	27.5	26	30	30	0.0	0.0%	22.7
03/06/2025 11:00:00	28.9	20	23	35	0.0	0.0%	24.1
03/06/2025 12:00:00	29.0	28	33	35	0.0	0.0%	23.5
03/06/2025 13:00:00	28.8	25	29	30	0.0	0.0%	25.1
03/06/2025 14:00:00	28.3	25	29	35	0.0	0.0%	23.1
03/06/2025 15:00:00	28.2	42	49	35	0.0	0.0%	23.2
03/06/2025 16:00:00	28.6	40	47	35	0.0	0.0%	24.2
03/06/2025 17:00:00	27.5	45	53	35	0.0	0.0%	22.8
03/06/2025 18:00:00	29.2	43	51	35	0.0	0.0%	24.6
03/06/2025 19:00:00	29.2	34	40	35	0.0	0.0%	25.1
03/06/2025 20:00:00	29.0	20	24	35	0.0	0.0%	24.2
03/06/2025 21:00:00	33.3	13	15	40	37.5	6.7%	26.5
03/06/2025 22:00:00	30.0	11	13	35	0.0	0.0%	25.2
03/06/2025 23:00:00	25.0	2	2	25	0.0	0.0%	22.0
04/06/2025 00:00:00	35.0	1	1	35	0.0	0.0%	32.0
04/06/2025 01:00:00	0.0	0	0	0	0.0	0.0%	0.0
04/06/2025 02:00:00	0.0	0	0	0	0.0	0.0%	0.0
04/06/2025 03:00:00	35.0	1	1	35	0.0	0.0%	32.0
04/06/2025 04:00:00	0.0	0	0	0	0.0	0.0%	0.0
04/06/2025 05:00:00	25.0	1	1	25	0.0	0.0%	22.0
04/06/2025 06:00:00	32.5	6	7	35	0.0	0.0%	24.9
04/06/2025 07:00:00	32.9	23	27	40	37.5	3.7%	26.0
04/06/2025 08:00:00	29.2	60	70	40	37.5	1.4%	23.8
04/06/2025 09:00:00	27.8	62	73	35	0.0	0.0%	22.0
04/06/2025 10:00:00	27.0	42	49	35	0.0	0.0%	22.3
04/06/2025 11:00:00	27.9	37	43	35	0.0	0.0%	21.3
04/06/2025 12:00:00	28.1	31	36	30	0.0	0.0%	22.8
04/06/2025 13:00:00	27.3	38	45	35	0.0	0.0%	22.2
04/06/2025 14:00:00	27.9	28	33	30	0.0	0.0%	23.3
04/06/2025 15:00:00	27.5	42	49	40	37.5	2.0%	22.4
04/06/2025 16:00:00	28.2	37	44	30	0.0	0.0%	23.9
04/06/2025 17:00:00	28.6	53	62	35	0.0	0.0%	23.2
04/06/2025 18:00:00	29.2	42	50	35	0.0	0.0%	24.5
04/06/2025 19:00:00	30.0	20	23	40	37.5	4.3%	25.4
04/06/2025 20:00:00	29.2	32	38	35	0.0	0.0%	25.2
04/06/2025 21:00:00	30.0	20	24	35	0.0	0.0%	25.5
04/06/2025 22:00:00	28.0	13	15	30	0.0	0.0%	23.5
04/06/2025 23:00:00	30.0	4	5	35	0.0	0.0%	26.0
05/06/2025 00:00:00	30.0	2	2	30	0.0	0.0%	24.5
05/06/2025 01:00:00	40.0	2	2	40	37.5	50.0%	29.5
05/06/2025 02:00:00	0.0	0	0	0	0.0	0.0%	0.0
05/06/2025 03:00:00	30.0	1	1	30	0.0	0.0%	27.0
05/06/2025 04:00:00	35.0	1	1	35	0.0	0.0%	32.0
05/06/2025 05:00:00	0.0	0	0	0	0.0	0.0%	0.0

Incoming Summary
Court Hill
Court Hill Junction

from Sun-Apr-27-2025-06-00-PM to Sun-Jun-08-2025-08-59-PM

05/06/2025 06:00:00	30.0	8	9	35	0.0	0.0%	24.3
05/06/2025 07:00:00	32.0	17	20	35	0.0	0.0%	27.0
05/06/2025 08:00:00	29.4	48	57	35	0.0	0.0%	26.0
05/06/2025 09:00:00	27.4	51	60	30	0.0	0.0%	21.8
05/06/2025 10:00:00	28.1	42	49	35	0.0	0.0%	22.4
05/06/2025 11:00:00	27.5	16	19	30	0.0	0.0%	22.2
05/06/2025 12:00:00	26.7	26	31	35	0.0	0.0%	22.1
05/06/2025 13:00:00	28.7	36	42	35	0.0	0.0%	23.0
05/06/2025 14:00:00	27.1	27	32	35	0.0	0.0%	21.1
05/06/2025 15:00:00	27.9	39	46	35	0.0	0.0%	23.8
05/06/2025 16:00:00	27.9	40	47	30	0.0	0.0%	23.4
05/06/2025 17:00:00	29.1	37	44	35	0.0	0.0%	24.7
05/06/2025 18:00:00	29.1	31	36	40	37.5	2.8%	24.7
05/06/2025 19:00:00	30.0	17	20	40	37.5	5.0%	26.0
05/06/2025 20:00:00	30.0	16	19	35	0.0	0.0%	25.8
05/06/2025 21:00:00	30.0	10	12	35	0.0	0.0%	26.8
05/06/2025 22:00:00	30.0	9	11	40	37.5	9.1%	26.6
05/06/2025 23:00:00	28.3	3	4	30	0.0	0.0%	25.8
06/06/2025 00:00:00	25.0	3	3	25	0.0	0.0%	22.0
06/06/2025 01:00:00	35.0	2	2	35	0.0	0.0%	27.0
06/06/2025 02:00:00	35.0	1	1	35	0.0	0.0%	32.0
06/06/2025 03:00:00	0.0	0	0	0	0.0	0.0%	0.0
06/06/2025 04:00:00	0.0	0	0	0	0.0	0.0%	0.0
06/06/2025 05:00:00	30.0	3	3	30	0.0	0.0%	24.0
06/06/2025 06:00:00	35.0	7	8	40	37.5	12.5%	27.6
06/06/2025 07:00:00	31.2	14	17	35	0.0	0.0%	26.7
06/06/2025 08:00:00	29.0	31	37	35	0.0	0.0%	25.3
06/06/2025 09:00:00	26.2	58	68	30	0.0	0.0%	19.8
06/06/2025 10:00:00	27.0	31	37	30	0.0	0.0%	20.6
06/06/2025 11:00:00	27.1	39	46	30	0.0	0.0%	21.9
06/06/2025 12:00:00	26.2	20	23	30	0.0	0.0%	20.9
06/06/2025 13:00:00	24.6	19	22	35	0.0	0.0%	19.7
06/06/2025 14:00:00	27.5	26	30	40	37.5	3.3%	23.1
06/06/2025 15:00:00	26.7	41	48	40	37.5	2.1%	21.7
06/06/2025 16:00:00	26.7	48	56	30	0.0	0.0%	21.0
06/06/2025 17:00:00	28.3	46	54	35	0.0	0.0%	23.7
06/06/2025 18:00:00	29.1	31	36	35	0.0	0.0%	24.7
06/06/2025 19:00:00	29.6	18	21	35	0.0	0.0%	26.0
06/06/2025 20:00:00	29.0	14	16	30	0.0	0.0%	25.1
06/06/2025 21:00:00	29.4	15	18	35	0.0	0.0%	24.9
06/06/2025 22:00:00	29.3	11	13	35	0.0	0.0%	25.6
06/06/2025 23:00:00	28.8	12	14	40	37.5	7.1%	24.6
07/06/2025 00:00:00	23.8	3	4	25	0.0	0.0%	22.3
07/06/2025 01:00:00	35.0	2	2	35	0.0	0.0%	32.0
07/06/2025 02:00:00	35.0	2	2	35	0.0	0.0%	27.0
07/06/2025 03:00:00	30.0	1	1	30	0.0	0.0%	27.0
07/06/2025 04:00:00	0.0	0	0	0	0.0	0.0%	0.0

Incoming Summary
Court Hill
Court Hill Junction

from Sun-Apr-27-2025-06-00-PM to Sun-Jun-08-2025-08-59-PM

07/06/2025 05:00:00	0.0	0	0	0	0.0	0.0%	0.0
07/06/2025 06:00:00	35.0	3	3	35	0.0	0.0%	27.0
07/06/2025 07:00:00	28.3	3	4	30	0.0	0.0%	25.8
07/06/2025 08:00:00	30.0	11	13	35	0.0	0.0%	26.7
07/06/2025 09:00:00	29.5	17	20	35	0.0	0.0%	25.4
07/06/2025 10:00:00	29.4	14	16	35	0.0	0.0%	24.9
07/06/2025 11:00:00	29.2	13	15	35	0.0	0.0%	24.9
07/06/2025 12:00:00	29.2	22	26	35	0.0	0.0%	25.0
07/06/2025 13:00:00	31.0	31	36	40	37.5	2.8%	26.6
07/06/2025 14:00:00	28.8	24	28	35	0.0	0.0%	23.9
07/06/2025 15:00:00	28.2	27	32	35	0.0	0.0%	23.1
07/06/2025 16:00:00	28.3	24	28	35	0.0	0.0%	23.3
07/06/2025 17:00:00	29.1	26	31	35	0.0	0.0%	23.8
07/06/2025 18:00:00	29.3	26	31	35	0.0	0.0%	24.8
07/06/2025 19:00:00	28.8	8	10	35	0.0	0.0%	24.0
07/06/2025 20:00:00	28.6	15	18	35	0.0	0.0%	23.9
07/06/2025 21:00:00	30.0	5	6	35	0.0	0.0%	24.7
07/06/2025 22:00:00	25.0	4	5	30	0.0	0.0%	23.0
07/06/2025 23:00:00	28.3	9	11	35	0.0	0.0%	23.5
08/06/2025 00:00:00	25.0	2	2	25	0.0	0.0%	22.0
08/06/2025 01:00:00	25.0	1	1	25	0.0	0.0%	22.0
08/06/2025 02:00:00	30.0	2	2	30	0.0	0.0%	24.5
08/06/2025 03:00:00	0.0	0	0	0	0.0	0.0%	0.0
08/06/2025 04:00:00	30.0	1	1	30	0.0	0.0%	27.0
08/06/2025 05:00:00	35.0	1	1	35	0.0	0.0%	32.0
08/06/2025 06:00:00	35.0	3	3	35	0.0	0.0%	27.0
08/06/2025 07:00:00	35.0	1	1	35	0.0	0.0%	32.0
08/06/2025 08:00:00	28.8	4	5	30	0.0	0.0%	26.2
08/06/2025 09:00:00	28.8	14	17	35	0.0	0.0%	23.7
08/06/2025 10:00:00	28.5	22	26	35	0.0	0.0%	24.6
08/06/2025 11:00:00	28.3	22	26	35	0.0	0.0%	23.8
08/06/2025 12:00:00	28.9	23	27	35	0.0	0.0%	24.1
08/06/2025 13:00:00	29.2	28	33	35	0.0	0.0%	25.0
08/06/2025 14:00:00	29.1	32	38	35	0.0	0.0%	25.1
08/06/2025 15:00:00	29.0	35	41	35	0.0	0.0%	24.3
08/06/2025 16:00:00	29.5	18	21	35	0.0	0.0%	25.3
08/06/2025 17:00:00	28.9	33	39	35	0.0	0.0%	24.7
08/06/2025 18:00:00	28.8	22	26	35	0.0	0.0%	24.7
08/06/2025 19:00:00	28.3	20	24	35	0.0	0.0%	24.1
08/06/2025 20:00:00	27.5	11	13	35	0.0	0.0%	23.4
08/06/2025 21:00:00	28.3	4	5	30	0.0	0.0%	25.2

Day/Time Ending	85th pctl (MPH)	85th pctl cnts	Total Cnts	Max Speed	Avg Speeder	% Speeders	Avg Speed
28/04/2025 00:00:00	33.2	71	83	45	38.2	8.4%	25.9
29/04/2025 00:00:00	31.2	825	971	50	38.8	3.7%	26.0
30/04/2025 00:00:00	31.4	845	994	45	38.8	3.4%	26.1
01/05/2025 00:00:00	30.0	918	1080	45	38.5	2.7%	24.9
02/05/2025 00:00:00	31.6	906	1066	45	38.2	4.9%	26.1
03/05/2025 00:00:00	31.0	898	1056	45	38.4	3.6%	25.6
04/05/2025 00:00:00	31.9	643	757	45	38.3	4.9%	26.5
05/05/2025 00:00:00	32.7	509	599	45	38.5	6.5%	26.1
06/05/2025 00:00:00	32.1	518	609	45	38.7	4.9%	26.3
07/05/2025 00:00:00	31.2	825	971	45	38.0	4.9%	25.8
08/05/2025 00:00:00	31.3	852	1002	45	38.2	3.8%	25.3
09/05/2025 00:00:00	38.3	20	23	45	39.5	21.7%	30.1
10/05/2025 00:00:00	**No Data**						
11/05/2025 00:00:00	**No Data**						
12/05/2025 00:00:00							
13/05/2025 00:00:00						
14/05/2025 00:00:00							
15/05/2025 00:00:00							
16/05/2025 00:00:00							
17/05/2025 00:00:00							
18/05/2025 00:00:00							
19/05/2025 00:00:00							
20/05/2025 00:00:00							
21/05/2025 00:00:00							
22/05/2025 00:00:00							
23/05/2025 00:00:00							
24/05/2025 00:00:00							
25/05/2025 00:00:00							
26/05/2025 00:00:00	29.5	289	340	40	37.5	0.3%	25.0
27/05/2025 00:00:00	29.3	341	401	40	37.5	0.2%	24.9
28/05/2025 00:00:00	28.8	370	435	45	38.8	0.9%	23.6
29/05/2025 00:00:00	28.6	439	516	40	37.5	0.6%	23.4
30/05/2025 00:00:00	29.0	430	506	40	37.5	0.6%	23.8
31/05/2025 00:00:00	29.1	496	584	45	38.8	0.7%	24.5
01/06/2025 00:00:00	29.4	394	463	40	37.5	0.6%	24.9
02/06/2025 00:00:00	29.2	326	383	40	37.5	0.3%	24.3
03/06/2025 00:00:00	29.1	513	603	40	37.5	0.5%	24.4
04/06/2025 00:00:00	28.9	511	601	40	37.5	0.2%	23.9
05/06/2025 00:00:00	28.7	592	697	40	37.5	0.6%	23.4
06/06/2025 00:00:00	28.8	480	565	40	37.5	0.7%	23.8
07/06/2025 00:00:00	28.2	488	574	40	37.5	0.7%	22.7
08/06/2025 00:00:00	29.3	289	340	40	37.5	0.3%	24.6
08/06/2025 20:59:59	29.0	298	350	35	0.0	0.0%	24.6

Incoming Weekly Counts
 Court Hill
 Court Hill Junction

from Sun-Apr-27-2025-06-00-PM to Sun-Jun-08-2025-08-59-PM

	21/04/2025	to	27/04/2025							
	Monday	Tuesday	Wednesday	Thursday	Friday	Saturday	Sunday	Week	Weekend	Week Day 85%
Hour	21/04/2025	22/04/2025	23/04/2025	24/04/2025	25/04/2025	26/04/2025	27/04/2025	Day Avg	Avg	Avg Speed
0 - 1	*	*	*	*	*	*	*	0	0	0
1 - 2	*	*	*	*	*	*	*	0	0	0
2 - 3	*	*	*	*	*	*	*	0	0	0
3 - 4	*	*	*	*	*	*	*	0	0	0
4 - 5	*	*	*	*	*	*	*	0	0	0
5 - 6	*	*	*	*	*	*	*	0	0	0
6 - 7	*	*	*	*	*	*	*	0	0	0
7 - 8	*	*	*	*	*	*	*	0	0	0
8 - 9	*	*	*	*	*	*	*	0	0	0
9 - 10	*	*	*	*	*	*	*	0	0	0
10 - 11	*	*	*	*	*	*	*	0	0	0
11 - 12	*	*	*	*	*	*	*	0	0	0
12 - 13	*	*	*	*	*	*	*	0	0	0
13 - 14	*	*	*	*	*	*	*	0	0	0
14 - 15	*	*	*	*	*	*	*	0	0	0
15 - 16	*	*	*	*	*	*	*	0	0	0
16 - 17	*	*	*	*	*	*	*	0	0	0
17 - 18	*	*	*	*	*	*	*	0	0	0
18 - 19	*	*	*	*	*	*	26	0	26	0
19 - 20	*	*	*	*	*	*	20	0	20	0
20 - 21	*	*	*	*	*	*	11	0	11	0
21 - 22	*	*	*	*	*	*	17	0	17	0
22 - 23	*	*	*	*	*	*	8	0	8	0
23 - 24	*	*	*	*	*	*	1	0	1	0
Totals	0	0	0	0	0	0	83			
% of Total	0%	0%	0%	0%	0%	0%	100%			

Incoming Weekly Counts

Court Hill

Court Hill Junction

from Sun-Apr-27-2025-06-00-PM to Sun-Jun-08-2025-08-59-PM

	28/04/2025	to	04/05/2025							
	Monday	Tuesday	Wednesday	Thursday	Friday	Saturday	Sunday	Week	Weekend	Week Day 85%
Hour	28/04/2025	29/04/2025	30/04/2025	01/05/2025	02/05/2025	03/05/2025	04/05/2025	Day Avg	Avg	Avg Speed
0 - 1	0	1	4	3	6	1	3	2.8	2	36.65
1 - 2	0	0	1	1	0	0	3	0.4	1.5	32.5
2 - 3	0	1	0	0	0	0	2	0.2	1	35
3 - 4	1	0	0	1	0	0	1	0.4	0.5	42.5
4 - 5	2	1	3	1	0	1	2	1.4	1.5	37.5
5 - 6	18	15	15	15	15	4	3	15.6	3.5	39.18
6 - 7	25	28	27	23	26	8	9	25.8	8.5	35.76
7 - 8	110	96	103	111	89	25	13	101.8	19	31.92
8 - 9	110	112	119	121	114	38	19	115.2	28.5	30.78
9 - 10	64	68	58	69	68	58	27	65.4	42.5	30.36
10 - 11	61	54	59	59	69	59	59	60.4	59	29.76
11 - 12	55	61	58	51	57	85	65	56.4	75	29.96
12 - 13	62	52	55	59	81	51	55	61.8	53	29.58
13 - 14	66	47	50	54	44	71	48	52.2	59.5	28.78
14 - 15	55	55	61	74	77	61	43	64.4	52	29.78
15 - 16	65	74	91	98	87	69	38	83	53.5	30.06
16 - 17	91	91	93	69	87	48	49	86.2	48.5	31.52
17 - 18	67	91	113	83	72	58	34	85.2	46	30.1
18 - 19	46	55	48	54	50	33	46	50.6	39.5	31.44
19 - 20	28	38	47	53	34	38	25	40	31.5	32.62
20 - 21	17	22	25	23	24	16	23	22.2	19.5	31.82
21 - 22	10	18	26	21	26	16	18	20.2	17	31.66
22 - 23	13	10	18	16	24	10	11	16.2	10.5	32.88
23 - 24	5	4	6	7	6	7	3	5.6	5	32.82
Totals	971	994	1080	1066	1056	757	599			
% of Total	14.89%	15.24%	16.56%	16.34%	16.19%	11.61%	9.18%			

Incoming Weekly Counts

Court Hill

Court Hill Junction

from Sun-Apr-27-2025-06-00-PM to Sun-Jun-08-2025-08-59-PM

	05/05/2025	to	11/05/2025							
	Monday	Tuesday	Wednesday	Thursday	Friday	Saturday	Sunday	Week	Weekend	Week Day 85%
Hour	05/05/2025	06/05/2025	07/05/2025	08/05/2025	09/05/2025	10/05/2025	11/05/2025	Day Avg	Avg	Avg Speed
0 - 1	4	1	0	2	0	0	0	1.4	0	35
1 - 2	2	1	0	0	0	0	0	0.6	0	37.5
2 - 3	2	2	1	0	0	0	0	1	0	36.67
3 - 4	0	1	1	0	0	0	0	0.4	0	40
4 - 5	1	1	4	1	0	0	0	1.4	0	35
5 - 6	0	22	19	15	0	0	0	11.2	0	37.77
6 - 7	8	25	29	5	0	0	0	13.4	0	34.52
7 - 8	17	113	117	0	0	0	0	49.4	0	32.87
8 - 9	23	108	130	0	0	0	0	52.2	0	30.97
9 - 10	39	57	74	0	0	0	0	34	0	30.23
10 - 11	39	44	50	0	0	0	0	26.6	0	31.03
11 - 12	53	55	55	0	0	0	0	32.6	0	31.77
12 - 13	50	56	52	0	0	0	0	31.6	0	30.93
13 - 14	52	48	44	0	0	0	0	28.8	0	29.73
14 - 15	63	70	45	0	0	0	0	35.6	0	27.63
15 - 16	61	69	70	0	0	0	0	40	0	29.83
16 - 17	56	69	93	0	0	0	0	43.6	0	30
17 - 18	50	75	75	0	0	0	0	40	0	31.2
18 - 19	38	48	35	0	0	0	0	24.2	0	32.93
19 - 20	20	47	39	0	0	0	0	21.2	0	33.9
20 - 21	20	27	32	0	0	0	0	15.8	0	32.37
21 - 22	7	18	23	0	0	0	0	9.6	0	32.77
22 - 23	3	8	7	0	0	0	0	3.6	0	37.5
23 - 24	1	6	7	0	0	0	0	2.8	0	30
Totals	609	971	1002	23	0	0	0			
% of Total	23.38%	37.27%	38.46%	0.88%	0%	0%	0%			

Incoming Weekly Counts

Court Hill

Court Hill Junction

from Sun-Apr-27-2025-06-00-PM to Sun-Jun-08-2025-08-59-PM

	12/05/2025	to	18/05/2025							
	Monday	Tuesday	Wednesday	Thursday	Friday	Saturday	Sunday	Week	Weekend	Week Day 85%
Hour	12/05/2025	13/05/2025	14/05/2025	15/05/2025	16/05/2025	17/05/2025	18/05/2025	Day Avg	Avg	Avg Speed
0 - 1	0	0	0	0	0	0	0	0	0	0
1 - 2	0	0	0	0	0	0	0	0	0	0
2 - 3	0	0	0	0	0	0	0	0	0	0
3 - 4	0	0	0	0	0	0	0	0	0	0
4 - 5	0	0	0	0	0	0	0	0	0	0
5 - 6	0	0	0	0	0	0	0	0	0	0
6 - 7	0	0	0	0	0	0	0	0	0	0
7 - 8	0	0	0	0	0	0	0	0	0	0
8 - 9	0	0	0	0	0	0	0	0	0	0
9 - 10	0	0	0	0	0	0	0	0	0	0
10 - 11	0	0	0	0	0	0	0	0	0	0
11 - 12	0	0	0	0	0	0	0	0	0	0
12 - 13	0	0	0	0	0	0	0	0	0	0
13 - 14	0	0	0	0	0	0	0	0	0	0
14 - 15	0	0	0	0	0	0	0	0	0	0
15 - 16	0	0	0	0	0	0	0	0	0	0
16 - 17	0	0	0	0	0	0	0	0	0	0
17 - 18	0	0	0	0	0	0	0	0	0	0
18 - 19	0	0	0	0	0	0	0	0	0	0
19 - 20	0	0	0	0	0	0	0	0	0	0
20 - 21	0	0	0	0	0	0	0	0	0	0
21 - 22	0	0	0	0	0	0	0	0	0	0
22 - 23	0	0	0	0	0	0	0	0	0	0
23 - 24	0	0	0	0	0	0	0	0	0	0
Totals	0	0	0	0	0	0	0			
% of Total	0%	0%	0%	0%	0%	0%	0%			

Incoming Weekly Counts

Court Hill

Court Hill Junction

from Sun-Apr-27-2025-06-00-PM to Sun-Jun-08-2025-08-59-PM

	19/05/2025	to	25/05/2025							
	Monday	Tuesday	Wednesday	Thursday	Friday	Saturday	Sunday	Week	Weekend	Week Day 85%
Hour	19/05/2025	20/05/2025	21/05/2025	22/05/2025	23/05/2025	24/05/2025	25/05/2025	Day Avg	Avg	Avg Speed
0 - 1	0	0	0	0	0	0	0	0	0	0
1 - 2	0	0	0	0	0	0	0	0	0	0
2 - 3	0	0	0	0	0	0	0	0	0	0
3 - 4	0	0	0	0	0	0	0	0	0	0
4 - 5	0	0	0	0	0	0	0	0	0	0
5 - 6	0	0	0	0	0	0	0	0	0	0
6 - 7	0	0	0	0	0	0	0	0	0	0
7 - 8	0	0	0	0	0	0	0	0	0	0
8 - 9	0	0	0	0	0	0	0	0	0	0
9 - 10	0	0	0	0	0	0	16	0	8	0
10 - 11	0	0	0	0	0	0	37	0	18.5	0
11 - 12	0	0	0	0	0	0	20	0	10	0
12 - 13	0	0	0	0	0	0	28	0	14	0
13 - 14	0	0	0	0	0	0	34	0	17	0
14 - 15	0	0	0	0	0	0	40	0	20	0
15 - 16	0	0	0	0	0	0	23	0	11.5	0
16 - 17	0	0	0	0	0	0	28	0	14	0
17 - 18	0	0	0	0	0	0	29	0	14.5	0
18 - 19	0	0	0	0	0	0	27	0	13.5	0
19 - 20	0	0	0	0	0	0	31	0	15.5	0
20 - 21	0	0	0	0	0	0	11	0	5.5	0
21 - 22	0	0	0	0	0	0	8	0	4	0
22 - 23	0	0	0	0	0	0	4	0	2	0
23 - 24	0	0	0	0	0	0	4	0	2	0
Totals	0	0	0	0	0	0	340			
% of Total	0%	0%	0%	0%	0%	0%	100%			

Incoming Weekly Counts
 Court Hill
 Court Hill Junction

from Sun-Apr-27-2025-06-00-PM to Sun-Jun-08-2025-08-59-PM

	26/05/2025	to	01/06/2025							
	Monday	Tuesday	Wednesday	Thursday	Friday	Saturday	Sunday	Week	Weekend	Week Day 85%
Hour	26/05/2025	27/05/2025	28/05/2025	29/05/2025	30/05/2025	31/05/2025	01/06/2025	Day Avg	Avg	Avg Speed
0 - 1	0	0	0	1	2	5	2	0.6	3.5	37.5
1 - 2	1	0	1	2	0	1	3	0.8	2	30
2 - 3	1	0	1	0	0	0	0	0.4	0	30
3 - 4	0	0	1	0	0	1	0	0.2	0.5	30
4 - 5	0	0	1	1	1	0	1	0.6	0.5	26.67
5 - 6	1	7	8	6	8	7	7	6	7	30.3
6 - 7	6	16	11	18	14	7	4	13	5.5	32.34
7 - 8	11	33	20	33	31	13	5	25.6	9	29.88
8 - 9	13	44	26	28	38	18	14	29.8	16	28.6
9 - 10	28	36	33	19	40	36	26	31.2	31	28.68
10 - 11	43	42	23	33	45	31	36	37.2	33.5	27.58
11 - 12	34	32	31	32	38	44	30	33.4	37	28.18
12 - 13	44	34	34	46	33	29	31	38.2	30	28.08
13 - 14	39	30	36	40	30	37	23	35	30	28.66
14 - 15	48	25	38	43	44	23	32	39.6	27.5	28.38
15 - 16	38	29	38	43	56	29	36	40.8	32.5	28
16 - 17	29	27	51	44	64	41	40	43	40.5	28.54
17 - 18	25	27	63	42	45	34	33	40.4	33.5	29
18 - 19	15	14	15	16	24	44	24	16.8	34	29.64
19 - 20	10	14	23	16	15	17	11	15.6	14	30.34
20 - 21	6	9	22	12	9	17	12	11.6	14.5	31.72
21 - 22	3	9	25	19	30	13	7	17.2	10	30.36
22 - 23	4	4	7	11	16	9	5	8.4	7	27.56
23 - 24	2	3	8	1	1	7	1	3	4	31.66
Totals	401	435	516	506	584	463	383			
% of Total	12.2%	13.23%	15.69%	15.39%	17.76%	14.08%	11.65%			

Incoming Weekly Counts

Court Hill

Court Hill Junction

from Sun-Apr-27-2025-06-00-PM to Sun-Jun-08-2025-08-59-PM

	02/06/2025	to	08/06/2025							
	Monday	Tuesday	Wednesday	Thursday	Friday	Saturday	Sunday	Week	Weekend	Week Day 85%
Hour	02/06/2025	03/06/2025	04/06/2025	05/06/2025	06/06/2025	07/06/2025	08/06/2025	Day Avg	Avg	Avg Speed
0 - 1	0	0	0	2	2	2	1	0.8	1.5	37.5
1 - 2	0	1	0	0	1	2	2	0.4	2	27.5
2 - 3	0	0	1	1	0	1	0	0.4	0.5	32.5
3 - 4	2	0	0	1	0	0	1	0.6	0.5	35
4 - 5	1	0	1	0	3	0	1	1	0.5	30
5 - 6	8	9	7	9	8	3	3	8.2	3	31.5
6 - 7	17	20	27	20	17	4	1	20.2	2.5	31.62
7 - 8	64	62	70	57	37	13	5	58	9	29.28
8 - 9	65	70	73	60	68	20	17	67.2	18.5	27.36
9 - 10	47	30	49	49	37	16	26	42.4	21	27.54
10 - 11	31	23	43	19	46	15	26	32.4	20.5	28
11 - 12	30	33	36	31	23	26	27	30.6	26.5	27.66
12 - 13	38	29	45	42	22	36	33	35.2	34.5	27.48
13 - 14	32	29	33	32	30	28	38	31.2	33	27.92
14 - 15	49	49	49	46	48	32	41	48.2	36.5	27.7
15 - 16	48	47	44	47	56	28	21	48.4	24.5	28
16 - 17	58	53	62	44	54	31	39	54.2	35	28.62
17 - 18	40	51	50	36	36	31	26	42.6	28.5	29.06
18 - 19	27	40	23	20	21	10	24	26.2	17	29.66
19 - 20	17	24	38	19	16	18	13	22.8	15.5	29.44
20 - 21	11	15	24	12	18	6	5	16	5.5	30.4
21 - 22	14	13	15	11	13	5	*	13.2	5	29.96
22 - 23	3	2	5	4	14	11	*	5.6	11	27.42
23 - 24	1	1	2	3	4	2	*	2.2	2	27.76
Totals	603	601	697	565	574	340	350			
% of Total	16.17%	16.11%	18.69%	15.15%	15.39%	9.12%	9.38%			

Incoming Monthly Counts
 Court Hill
 Court Hill Junction

from Sun-Apr-27-2025-06-00-PM to Sun-Jun-08-2025-08-59-PM

	Apr 2025							Week	Weekend	Week Day 85%
Hour	Monday	Tuesday	Wednesday	Thursday	Friday	Saturday	Sunday	Day Avg	Avg	Avg Speed
0 - 1	0	1	4	*	*	*	*	1.67	0	34.15
1 - 2	0	0	1	*	*	*	*	0.33	0	35
2 - 3	0	1	0	*	*	*	*	0.33	0	35
3 - 4	1	0	0	*	*	*	*	0.33	0	50
4 - 5	2	1	3	*	*	*	*	2	0	38.33
5 - 6	18	15	15	*	*	*	*	16	0	37.5
6 - 7	25	28	27	*	*	*	*	26.67	0	35
7 - 8	110	96	103	*	*	*	*	103	0	31.77
8 - 9	110	112	119	*	*	*	*	113.67	0	30.63
9 - 10	64	68	58	*	*	*	*	63.33	0	30.8
10 - 11	61	54	59	*	*	*	*	58	0	29.77
11 - 12	55	61	58	*	*	*	*	58	0	30.3
12 - 13	62	52	55	*	*	*	*	56.33	0	29.47
13 - 14	66	47	50	*	*	*	*	54.33	0	28.2
14 - 15	55	55	61	*	*	*	*	57	0	29.47
15 - 16	65	74	91	*	*	*	*	76.67	0	30.27
16 - 17	91	91	93	*	*	*	*	91.67	0	30.97
17 - 18	67	91	113	*	*	*	*	90.33	0	30.23
18 - 19	46	55	48	*	*	*	26	49.67	26	31.9
19 - 20	28	38	47	*	*	*	20	37.67	20	33.4
20 - 21	17	22	25	*	*	*	11	21.33	11	30.27
21 - 22	10	18	26	*	*	*	17	18	17	31.37
22 - 23	13	10	18	*	*	*	8	13.67	8	33.13
23 - 24	5	4	6	*	*	*	1	5	1	31.93
Totals	971	994	1080	0	0	0	83			
% of Total	31.04%	31.78%	34.53%	0%	0%	0%	2.65%			

Incoming Monthly Counts

Court Hill

Court Hill Junction

from Sun-Apr-27-2025-06-00-PM to Sun-Jun-08-2025-08-59-PM

	May 2025							Week	Weekend	Week Day 85%
Hour	Monday	Tuesday	Wednesday	Thursday	Friday	Saturday	Sunday	Day Avg	Avg	Avg Speed
0 - 1	4	1	0	6	8	6	3	3.8	4.5	36.25
1 - 2	3	1	1	3	0	1	3	1.6	2	33.75
2 - 3	3	2	2	0	0	0	2	1.4	1	36.67
3 - 4	0	1	2	1	0	1	1	0.8	1	38.33
4 - 5	1	1	5	3	1	1	2	2.2	1.5	34
5 - 6	1	29	27	36	23	11	3	23.2	7	36.14
6 - 7	14	41	40	46	40	15	9	36.2	12	34.52
7 - 8	28	146	137	144	120	38	13	115	25.5	32.04
8 - 9	36	152	156	149	152	56	19	129	37.5	30.38
9 - 10	67	93	107	88	108	94	43	92.6	68.5	29.48
10 - 11	82	86	73	92	114	90	96	89.4	93	29.56
11 - 12	87	87	86	83	95	129	85	87.6	107	29.88
12 - 13	94	90	86	105	114	80	83	97.8	81.5	29.48
13 - 14	91	78	80	94	74	108	82	83.4	95	29.18
14 - 15	111	95	83	117	121	84	83	105.4	83.5	28.66
15 - 16	99	98	108	141	143	98	61	117.8	79.5	29.38
16 - 17	85	96	144	113	151	89	77	117.8	83	29.82
17 - 18	75	102	138	125	117	92	63	111.4	77.5	29.88
18 - 19	53	62	50	70	74	77	73	61.8	75	31.16
19 - 20	30	61	62	69	49	55	56	54.2	55.5	32.2
20 - 21	26	36	54	35	33	33	34	36.8	33.5	32.7
21 - 22	10	27	48	40	56	29	26	36.2	27.5	31.38
22 - 23	7	12	14	27	40	19	15	20	17	32.24
23 - 24	3	9	15	8	7	14	7	8.4	10.5	32.02
Totals	1010	1406	1518	1595	1640	1220	939			
% of Total	10.83%	15.07%	16.27%	17.1%	17.58%	13.08%	10.07%			

Incoming Monthly Counts
 Court Hill
 Court Hill Junction

from Sun-Apr-27-2025-06-00-PM to Sun-Jun-08-2025-08-59-PM

	Jun 2025							Week	Weekend	Week Day 85%
Hour	Monday	Tuesday	Wednesday	Thursday	Friday	Saturday	Sunday	Day Avg	Avg	Avg Speed
0 - 1	0	0	0	2	2	2	3	0.8	2.5	37.5
1 - 2	0	1	0	0	1	2	5	0.4	3.5	27.5
2 - 3	0	0	1	1	0	1	0	0.4	0.5	32.5
3 - 4	2	0	0	1	0	0	1	0.6	0.5	35
4 - 5	1	0	1	0	3	0	2	1	1	30
5 - 6	8	9	7	9	8	3	10	8.2	6.5	31.5
6 - 7	17	20	27	20	17	4	5	20.2	4.5	31.62
7 - 8	64	62	70	57	37	13	10	58	11.5	29.28
8 - 9	65	70	73	60	68	20	31	67.2	25.5	27.36
9 - 10	47	30	49	49	37	16	52	42.4	34	27.54
10 - 11	31	23	43	19	46	15	62	32.4	38.5	28
11 - 12	30	33	36	31	23	26	57	30.6	41.5	27.66
12 - 13	38	29	45	42	22	36	64	35.2	50	27.48
13 - 14	32	29	33	32	30	28	61	31.2	44.5	27.92
14 - 15	49	49	49	46	48	32	73	48.2	52.5	27.7
15 - 16	48	47	44	47	56	28	57	48.4	42.5	28
16 - 17	58	53	62	44	54	31	79	54.2	55	28.62
17 - 18	40	51	50	36	36	31	59	42.6	45	29.06
18 - 19	27	40	23	20	21	10	48	26.2	29	29.66
19 - 20	17	24	38	19	16	18	24	22.8	21	29.44
20 - 21	11	15	24	12	18	6	17	16	11.5	30.4
21 - 22	14	13	15	11	13	5	7	13.2	6	29.96
22 - 23	3	2	5	4	14	11	5	5.6	8	27.42
23 - 24	1	1	2	3	4	2	1	2.2	1.5	27.76
Totals	603	601	697	565	574	340	733			
% of Total	14.66%	14.61%	16.95%	13.74%	13.96%	8.27%	17.82%			

Incoming Weekly Speeds
 Court Hill
 Court Hill Junction

from Sun-Apr-27-2025-06-00-PM to Sun-Jun-08-2025-08-59-PM

	21/04/2025	to	27/04/2025							
	Monday	Tuesday	Wednesday	Thursday	Friday	Saturday	Sunday	Week	Weekend	Week Day 85%
Hour	21/04/2025	22/04/2025	23/04/2025	24/04/2025	25/04/2025	26/04/2025	27/04/2025	Day Avg	Avg	Avg Speed
0 - 1	*	*	*	*	*	*	*	*	*	0
1 - 2	*	*	*	*	*	*	*	*	*	0
2 - 3	*	*	*	*	*	*	*	*	*	0
3 - 4	*	*	*	*	*	*	*	*	*	0
4 - 5	*	*	*	*	*	*	*	*	*	0
5 - 6	*	*	*	*	*	*	*	*	*	0
6 - 7	*	*	*	*	*	*	*	*	*	0
7 - 8	*	*	*	*	*	*	*	*	*	0
8 - 9	*	*	*	*	*	*	*	*	*	0
9 - 10	*	*	*	*	*	*	*	*	*	0
10 - 11	*	*	*	*	*	*	*	*	*	0
11 - 12	*	*	*	*	*	*	*	*	*	0
12 - 13	*	*	*	*	*	*	*	*	*	0
13 - 14	*	*	*	*	*	*	*	*	*	0
14 - 15	*	*	*	*	*	*	*	*	*	0
15 - 16	*	*	*	*	*	*	*	*	*	0
16 - 17	*	*	*	*	*	*	*	*	*	0
17 - 18	*	*	*	*	*	*	*	*	*	0
18 - 19	*	*	*	*	*	*	25.54	0	25.54	0
19 - 20	*	*	*	*	*	*	26.4	0	26.4	0
20 - 21	*	*	*	*	*	*	26.18	0	26.18	0
21 - 22	*	*	*	*	*	*	25.47	0	25.47	0
22 - 23	*	*	*	*	*	*	25.75	0	25.75	0
23 - 24	*	*	*	*	*	*	27	0	27	0
Totals	0	0	0	0	0	0	25.9			
% of Total	0%	0%	0%	0%	0%	0%	100%			

Incoming Weekly Speeds
 Court Hill
 Court Hill Junction

from Sun-Apr-27-2025-06-00-PM to Sun-Jun-08-2025-08-59-PM

	28/04/2025	to	04/05/2025							
	Monday	Tuesday	Wednesday	Thursday	Friday	Saturday	Sunday	Week	Weekend	Week Day 85%
Hour	28/04/2025	29/04/2025	30/04/2025	01/05/2025	02/05/2025	03/05/2025	04/05/2025	Day Avg	Avg	Avg Speed
0 - 1	0	42	18.5	33.67	27	22	32	27.07	29.5	36.65
1 - 2	0	0	32	27	0	0	32	29.5	32	32.5
2 - 3	0	32	0	0	0	0	34.5	32	34.5	35
3 - 4	47	0	0	32	0	0	37	39.5	37	42.5
4 - 5	32	37	27	32	0	17	37	30.57	30.33	37.5
5 - 6	30.22	30.13	30.8	32.33	32.4	33.25	33.67	31.14	33.43	39.18
6 - 7	27.48	30.11	28.67	31.09	29.58	23.88	27.22	29.36	25.65	35.76
7 - 8	25.72	26.57	26.18	26.51	26.78	24.92	26.69	26.33	25.53	31.92
8 - 9	26.34	27.05	24.24	26.29	25.75	27.16	25.11	25.92	26.47	30.78
9 - 10	24.2	26.16	25.91	25.03	25.12	26.16	28.07	25.28	26.76	30.36
10 - 11	25.23	26.3	24.42	24.14	25.25	26.51	25.88	25.05	26.19	29.76
11 - 12	25.49	25.3	23.28	25.57	23.75	25.87	26	24.66	25.93	29.96
12 - 13	25.73	25.54	23.22	25.36	24.2	26.49	25.44	24.78	25.94	29.58
13 - 14	25.89	23.53	21.62	25.57	25	26.85	23.42	24.43	25.46	28.78
14 - 15	25.45	23.76	23.11	24.76	25.61	26.28	25.53	24.6	25.97	29.78
15 - 16	26.48	25.85	24.44	25.49	24.94	26.2	24.68	25.36	25.66	30.06
16 - 17	26.25	25.8	26.38	27.1	26.68	26.58	26.84	26.41	26.71	31.52
17 - 18	25.4	26.22	26.12	25.45	24.53	26.53	26.18	25.63	26.4	30.1
18 - 19	26.24	26.09	26.92	25.87	26.32	26.7	26.41	26.27	26.53	31.44
19 - 20	27.96	27.39	26.23	27.55	24.85	26.61	27	26.81	26.76	32.62
20 - 21	26.47	23.68	24.08	26.91	27.96	25.06	27.09	25.79	26.26	31.82
21 - 22	27.8	26.72	20.92	27.29	21.65	27.5	26.5	24.15	26.97	31.66
22 - 23	24.85	28.6	24.44	25.88	25.29	31.7	26.55	25.56	29	32.88
23 - 24	35	24.5	20.5	27.14	29.5	30.57	30.33	27.25	30.5	32.82
Totals	26	26.1	24.9	26.1	25.6	26.5	26.1			
% of Total	14.34%	14.4%	13.73%	14.4%	14.12%	14.62%	14.4%			

Incoming Weekly Speeds
 Court Hill
 Court Hill Junction

from Sun-Apr-27-2025-06-00-PM to Sun-Jun-08-2025-08-59-PM

	05/05/2025	to	11/05/2025							
	Monday	Tuesday	Wednesday	Thursday	Friday	Saturday	Sunday	Week	Weekend	Week Day 85%
Hour	05/05/2025	06/05/2025	07/05/2025	08/05/2025	09/05/2025	10/05/2025	11/05/2025	Day Avg	Avg	Avg Speed
0 - 1	25.75	37	0	24.5	0	0	0	27	0	35
1 - 2	27	37	0	0	0	0	0	30.33	0	37.5
2 - 3	29.5	27.5	37	0	0	0	0	30.2	0	36.67
3 - 4	0	37	37	0	0	0	0	37	0	40
4 - 5	37	32	32	27	0	0	0	32	0	35
5 - 6	0	28.91	28.79	32.47	0	0	0	29.82	0	37.77
6 - 7	22.62	31.28	28.07	26	0	0	0	28.46	0	34.52
7 - 8	29.12	26.97	27.3	0	0	0	0	27.28	0	32.87
8 - 9	27.48	23.91	25.6	0	0	0	0	25.07	0	30.97
9 - 10	25.08	25.65	24.78	0	0	0	0	25.14	0	30.23
10 - 11	27.67	24.98	24.58	0	0	0	0	25.62	0	31.03
11 - 12	26.58	24.84	26.4	0	0	0	0	25.93	0	31.77
12 - 13	26.08	25.93	25.5	0	0	0	0	25.84	0	30.93
13 - 14	26.5	25.17	21.3	0	0	0	0	24.47	0	29.73
14 - 15	25.25	25.39	18.87	0	0	0	0	23.69	0	27.63
15 - 16	26.26	25.01	22.77	0	0	0	0	24.61	0	29.83
16 - 17	24.95	24.01	25.58	0	0	0	0	24.92	0	30
17 - 18	25.62	26.47	26.01	0	0	0	0	26.09	0	31.2
18 - 19	26.89	28.73	27.4	0	0	0	0	27.77	0	32.93
19 - 20	28.15	26.02	26.46	0	0	0	0	26.58	0	33.9
20 - 21	28.95	25.26	25	0	0	0	0	26.09	0	32.37
21 - 22	27.14	26.83	23.35	0	0	0	0	25.21	0	32.77
22 - 23	27	27.12	31.29	0	0	0	0	28.72	0	37.5
23 - 24	27	22.17	24.43	0	0	0	0	23.64	0	30
Totals	26.4	25.8	25.3	30.2	0	0	0			
% of Total	24.51%	23.96%	23.49%	28.04%	0%	0%	0%			

Incoming Weekly Speeds
 Court Hill
 Court Hill Junction

from Sun-Apr-27-2025-06-00-PM to Sun-Jun-08-2025-08-59-PM

	12/05/2025	to	18/05/2025							
	Monday	Tuesday	Wednesday	Thursday	Friday	Saturday	Sunday	Week	Weekend	Week Day 85%
Hour	12/05/2025	13/05/2025	14/05/2025	15/05/2025	16/05/2025	17/05/2025	18/05/2025	Day Avg	Avg	Avg Speed
0 - 1	0	0	0	0	0	0	0	0	0	0
1 - 2	0	0	0	0	0	0	0	0	0	0
2 - 3	0	0	0	0	0	0	0	0	0	0
3 - 4	0	0	0	0	0	0	0	0	0	0
4 - 5	0	0	0	0	0	0	0	0	0	0
5 - 6	0	0	0	0	0	0	0	0	0	0
6 - 7	0	0	0	0	0	0	0	0	0	0
7 - 8	0	0	0	0	0	0	0	0	0	0
8 - 9	0	0	0	0	0	0	0	0	0	0
9 - 10	0	0	0	0	0	0	0	0	0	0
10 - 11	0	0	0	0	0	0	0	0	0	0
11 - 12	0	0	0	0	0	0	0	0	0	0
12 - 13	0	0	0	0	0	0	0	0	0	0
13 - 14	0	0	0	0	0	0	0	0	0	0
14 - 15	0	0	0	0	0	0	0	0	0	0
15 - 16	0	0	0	0	0	0	0	0	0	0
16 - 17	0	0	0	0	0	0	0	0	0	0
17 - 18	0	0	0	0	0	0	0	0	0	0
18 - 19	0	0	0	0	0	0	0	0	0	0
19 - 20	0	0	0	0	0	0	0	0	0	0
20 - 21	0	0	0	0	0	0	0	0	0	0
21 - 22	0	0	0	0	0	0	0	0	0	0
22 - 23	0	0	0	0	0	0	0	0	0	0
23 - 24	0	0	0	0	0	0	0	0	0	0
Totals	0	0	0	0	0	0	0			
% of Total	0%	0%	0%	0%	0%	0%	0%			

Incoming Weekly Speeds
 Court Hill
 Court Hill Junction

from Sun-Apr-27-2025-06-00-PM to Sun-Jun-08-2025-08-59-PM

	19/05/2025	to	25/05/2025							
	Monday	Tuesday	Wednesday	Thursday	Friday	Saturday	Sunday	Week	Weekend	Week Day 85%
Hour	19/05/2025	20/05/2025	21/05/2025	22/05/2025	23/05/2025	24/05/2025	25/05/2025	Day Avg	Avg	Avg Speed
0 - 1	0	0	0	0	0	0	0	0	0	0
1 - 2	0	0	0	0	0	0	0	0	0	0
2 - 3	0	0	0	0	0	0	0	0	0	0
3 - 4	0	0	0	0	0	0	0	0	0	0
4 - 5	0	0	0	0	0	0	0	0	0	0
5 - 6	0	0	0	0	0	0	0	0	0	0
6 - 7	0	0	0	0	0	0	0	0	0	0
7 - 8	0	0	0	0	0	0	0	0	0	0
8 - 9	0	0	0	0	0	0	0	0	0	0
9 - 10	0	0	0	0	0	0	24.38	0	24.38	0
10 - 11	0	0	0	0	0	0	24.16	0	24.16	0
11 - 12	0	0	0	0	0	0	24.45	0	24.45	0
12 - 13	0	0	0	0	0	0	25.21	0	25.21	0
13 - 14	0	0	0	0	0	0	24.03	0	24.03	0
14 - 15	0	0	0	0	0	0	25.42	0	25.42	0
15 - 16	0	0	0	0	0	0	24.61	0	24.61	0
16 - 17	0	0	0	0	0	0	25.86	0	25.86	0
17 - 18	0	0	0	0	0	0	25.55	0	25.55	0
18 - 19	0	0	0	0	0	0	25	0	25	0
19 - 20	0	0	0	0	0	0	24.68	0	24.68	0
20 - 21	0	0	0	0	0	0	26.73	0	26.73	0
21 - 22	0	0	0	0	0	0	27.12	0	27.12	0
22 - 23	0	0	0	0	0	0	27	0	27	0
23 - 24	0	0	0	0	0	0	25.75	0	25.75	0
Totals	0	0	0	0	0	0	25			
% of Total	0%	0%	0%	0%	0%	0%	100%			

Incoming Weekly Speeds

Court Hill

Court Hill Junction

from Sun-Apr-27-2025-06-00-PM to Sun-Jun-08-2025-08-59-PM

	26/05/2025	to	01/06/2025							
	Monday	Tuesday	Wednesday	Thursday	Friday	Saturday	Sunday	Week	Weekend	Week Day 85%
Hour	26/05/2025	27/05/2025	28/05/2025	29/05/2025	30/05/2025	31/05/2025	01/06/2025	Day Avg	Avg	Avg Speed
0 - 1	0	0	0	32	29.5	25	22	30.33	24.14	37.5
1 - 2	27	0	27	24.5	0	27	27	25.75	27	30
2 - 3	27	0	27	0	0	0	0	27	0	30
3 - 4	0	0	27	0	0	27	0	27	27	30
4 - 5	0	0	22	27	22	0	27	23.67	27	26.67
5 - 6	27	24.14	24.75	26.17	26.38	26.29	27.14	25.4	26.71	30.3
6 - 7	26.17	26.56	26.64	25.78	30	25	26	27.06	25.36	32.34
7 - 8	27.45	24.55	22.95	24.24	26.03	27.46	27.2	24.83	27.39	29.88
8 - 9	24.46	23.36	22.23	23.57	24.92	26.67	24.64	23.7	25.78	28.6
9 - 10	24.93	24.17	23.12	22.79	24.27	24.31	24.19	23.94	24.26	28.68
10 - 11	23.42	22.62	19.78	22.3	23.24	23.23	23.53	22.55	23.39	27.58
11 - 12	23.41	23.16	22.29	23.62	24.87	24.57	25.1	23.53	24.78	28.18
12 - 13	25.27	23.18	21.68	22.22	23.82	24.97	24.84	23.27	24.9	28.08
13 - 14	25	22.93	22.89	24.15	23.77	24.84	22.3	23.81	23.87	28.66
14 - 15	24.92	22.2	24.16	22.7	24.39	25.17	22.22	23.83	23.45	28.38
15 - 16	24.79	22.9	20.95	22.6	23.3	24.62	23	22.94	23.72	28
16 - 17	25.38	22.81	22.78	24.27	24.06	25.49	23.88	23.82	24.69	28.54
17 - 18	25.68	24.44	24.67	23.83	24.44	22.85	25.67	24.54	24.24	29
18 - 19	24.53	25.79	23.53	24.25	25.62	25.14	25.75	24.82	25.35	29.64
19 - 20	26.6	24.86	27.3	27.56	24.13	24.82	24.91	26.22	24.86	30.34
20 - 21	28	27.22	25.23	27.08	25.44	25.71	25.17	26.24	25.48	31.72
21 - 22	28.67	23.78	24.96	24.26	23.97	26.69	26.29	24.47	26.55	30.36
22 - 23	23.5	22	26.43	25.73	24.75	24.89	26.2	24.9	25.36	27.56
23 - 24	22	22	26.38	32	27	25	22	25.33	24.62	31.66
Totals	24.9	23.6	23.4	23.8	24.5	24.9	24.3			
% of Total	14.7%	13.93%	13.81%	14.05%	14.46%	14.7%	14.34%			

Incoming Weekly Speeds
 Court Hill
 Court Hill Junction

from Sun-Apr-27-2025-06-00-PM to Sun-Jun-08-2025-08-59-PM

	02/06/2025	to	08/06/2025							
	Monday	Tuesday	Wednesday	Thursday	Friday	Saturday	Sunday	Week	Weekend	Week Day 85%
Hour	02/06/2025	03/06/2025	04/06/2025	05/06/2025	06/06/2025	07/06/2025	08/06/2025	Day Avg	Avg	Avg Speed
0 - 1	0	0	0	29.5	27	32	22	28.25	28.67	37.5
1 - 2	0	17	0	0	32	27	24.5	24.5	25.75	27.5
2 - 3	0	0	32	27	0	27	0	29.5	27	32.5
3 - 4	27	0	0	32	0	0	27	28.67	27	35
4 - 5	32	0	22	0	24	0	32	25.2	32	30
5 - 6	25.88	25.89	24.86	24.33	27.62	27	27	25.71	27	31.5
6 - 7	27.24	27.55	25.96	27	26.71	25.75	32	26.82	27	31.62
7 - 8	26.23	25.19	23.83	25.96	25.27	26.69	26.2	25.26	26.56	29.28
8 - 9	24.75	21.2	22.04	21.83	19.84	25.4	23.71	21.91	24.62	27.36
9 - 10	22.87	22.67	22.35	22.41	20.65	24.94	24.58	22.23	24.71	27.54
10 - 11	23.19	24.13	21.35	22.21	21.87	24.87	23.77	22.35	24.17	28
11 - 12	23.07	23.55	22.83	22.1	20.87	25	24.07	22.59	24.53	27.66
12 - 13	23.47	25.07	22.2	22.95	19.73	26.58	24.97	22.82	25.81	27.48
13 - 14	24.19	23.07	23.27	21.12	23.1	23.89	25.05	22.95	24.56	27.92
14 - 15	22.84	23.16	22.37	23.78	21.67	23.09	24.34	22.76	23.79	27.7
15 - 16	24.4	24.23	23.93	23.45	21.04	23.29	25.33	23.32	24.16	28
16 - 17	25.36	22.79	23.24	24.68	23.72	23.81	24.72	23.94	24.31	28.62
17 - 18	24.33	24.63	24.48	24.67	24.69	24.77	24.69	24.55	24.74	29.06
18 - 19	24.04	25.1	25.43	25.95	26	24	24.08	25.21	24.06	29.66
19 - 20	25.41	24.17	25.18	25.79	25.06	23.89	23.38	25.09	23.68	29.44
20 - 21	26.36	26.47	25.5	26.75	24.94	24.67	25.2	25.86	24.91	30.4
21 - 22	25.57	25.23	23.47	26.64	25.62	23	*	25.21	23	29.96
22 - 23	20.33	22	26	25.75	24.57	23.55	*	24.36	23.55	27.42
23 - 24	22	32	24.5	22	22.25	22	*	23.45	22	27.76
Totals	24.5	23.9	23.4	23.9	22.7	24.6	24.6			
% of Total	14.62%	14.26%	13.96%	14.26%	13.54%	14.68%	14.68%			

Incoming Monthly Speeds

Court Hill

Court Hill Junction

from Sun-Apr-27-2025-06-00-PM to Sun-Jun-08-2025-08-59-PM

	Apr 2025							Week	Weekend	Week Day 85%
Hour	Monday	Tuesday	Wednesday	Thursday	Friday	Saturday	Sunday	Day Avg	Avg	Avg Speed
0 - 1	0	42	18.5	*	*	*	*	23.2	0	34.15
1 - 2	0	0	32	*	*	*	*	32	0	35
2 - 3	0	32	0	*	*	*	*	32	0	35
3 - 4	47	0	0	*	*	*	*	47	0	50
4 - 5	32	37	27	*	*	*	*	30.33	0	38.33
5 - 6	30.22	30.13	30.8	*	*	*	*	30.37	0	37.5
6 - 7	27.48	30.11	28.67	*	*	*	*	28.8	0	35
7 - 8	25.72	26.57	26.18	*	*	*	*	26.14	0	31.77
8 - 9	26.34	27.05	24.24	*	*	*	*	25.84	0	30.63
9 - 10	24.2	26.16	25.91	*	*	*	*	25.43	0	30.8
10 - 11	25.23	26.3	24.42	*	*	*	*	25.29	0	29.77
11 - 12	25.49	25.3	23.28	*	*	*	*	24.68	0	30.3
12 - 13	25.73	25.54	23.22	*	*	*	*	24.85	0	29.47
13 - 14	25.89	23.53	21.62	*	*	*	*	23.9	0	28.2
14 - 15	25.45	23.76	23.11	*	*	*	*	24.08	0	29.47
15 - 16	26.48	25.85	24.44	*	*	*	*	25.47	0	30.27
16 - 17	26.25	25.8	26.38	*	*	*	*	26.15	0	30.97
17 - 18	25.4	26.22	26.12	*	*	*	*	25.97	0	30.23
18 - 19	26.24	26.09	26.92	*	*	*	25.54	26.4	25.54	31.9
19 - 20	27.96	27.39	26.23	*	*	*	26.4	27.05	26.4	33.4
20 - 21	26.47	23.68	24.08	*	*	*	26.18	24.58	26.18	30.27
21 - 22	27.8	26.72	20.92	*	*	*	25.47	24.13	25.47	31.37
22 - 23	24.85	28.6	24.44	*	*	*	25.75	25.59	25.75	33.13
23 - 24	35	24.5	20.5	*	*	*	27	26.4	27	31.93
Totals	26	26.1	24.9	0	0	0	25.9			
% of Total	25.27%	25.36%	24.2%	0%	0%	0%	25.17%			

Incoming Monthly Speeds

Court Hill

Court Hill Junction

from Sun-Apr-27-2025-06-00-PM to Sun-Jun-08-2025-08-59-PM

May 2025

Hour	Monday	Tuesday	Wednesday	Thursday	Friday	Saturday	Sunday	Week Day Avg	Weekend Avg	Week Day 85% Avg Speed
0 - 1	25.75	37	0	30.33	27.62	24.5	32	28.58	27	36.25
1 - 2	27	37	27	25.33	0	27	32	27.63	30.75	33.75
2 - 3	28.67	27.5	32	0	0	0	34.5	29.29	34.5	36.67
3 - 4	0	37	32	32	0	27	37	33.25	32	38.33
4 - 5	37	32	30	28.67	22	17	37	29.73	30.33	34
5 - 6	27	27.76	27.59	31.36	30.3	28.82	33.67	29.34	29.86	36.14
6 - 7	24.14	29.44	27.67	28.46	29.73	24.4	27.22	28.45	25.46	34.52
7 - 8	28.46	26.42	26.66	25.99	26.58	25.79	26.69	26.51	26.02	32.04
8 - 9	26.39	23.75	25.04	25.78	25.55	27	25.11	25.1	26.52	30.38
9 - 10	25.01	25.08	24.27	24.55	24.81	25.45	26.7	24.72	25.84	29.48
10 - 11	25.44	23.83	23.07	23.48	24.46	25.38	25.22	24.09	25.3	29.56
11 - 12	25.34	24.22	24.92	24.82	24.2	25.43	25.64	24.69	25.51	29.88
12 - 13	25.7	24.89	23.99	23.98	24.09	25.94	25.36	24.51	25.64	29.48
13 - 14	25.86	24.31	22.01	24.97	24.5	26.16	23.67	24.39	25.08	29.18
14 - 15	25.11	24.55	21.29	24	25.17	25.98	25.48	24.17	25.73	28.66
15 - 16	25.7	24.39	22.13	24.61	24.3	25.73	24.66	24.23	25.32	29.38
16 - 17	25.09	23.68	24.59	26	25.57	26.08	26.48	25.04	26.27	29.82
17 - 18	25.64	25.93	25.4	24.9	24.5	25.17	25.89	25.23	25.46	29.88
18 - 19	26.23	28.06	26.24	25.5	26.09	25.81	25.89	26.4	25.85	31.16
19 - 20	27.63	25.75	26.77	27.55	24.63	26.05	25.71	26.45	25.88	32.2
20 - 21	28.73	25.75	25.09	26.97	27.27	25.39	26.97	26.48	26.19	32.7
21 - 22	27.6	25.81	24.19	25.85	22.89	27.14	26.69	24.59	26.93	31.38
22 - 23	25	25.42	28.86	25.81	25.08	28.47	26.67	25.84	27.68	32.24
23 - 24	23.67	22.11	25.47	27.75	29.14	27.79	27.71	25.67	27.76	32.02
Totals	25.8	25.2	24.7	25.4	25.2	25.9	25.7			
% of Total	14.5%	14.17%	13.88%	14.28%	14.17%	14.56%	14.45%			

Incoming Monthly Speeds

Court Hill

Court Hill Junction

from Sun-Apr-27-2025-06-00-PM to Sun-Jun-08-2025-08-59-PM

	Jun 2025									
Hour	Monday	Tuesday	Wednesday	Thursday	Friday	Saturday	Sunday	Week Day Avg	Weekend Avg	Week Day 85% Avg Speed
0 - 1	0	0	0	29.5	27	32	22	28.25	26	37.5
1 - 2	0	17	0	0	32	27	26	24.5	26.29	27.5
2 - 3	0	0	32	27	0	27	0	29.5	27	32.5
3 - 4	27	0	0	32	0	0	27	28.67	27	35
4 - 5	32	0	22	0	24	0	29.5	25.2	29.5	30
5 - 6	25.88	25.89	24.86	24.33	27.62	27	27.1	25.71	27.08	31.5
6 - 7	27.24	27.55	25.96	27	26.71	25.75	27.2	26.82	26.56	31.62
7 - 8	26.23	25.19	23.83	25.96	25.27	26.69	26.7	25.26	26.7	29.28
8 - 9	24.75	21.2	22.04	21.83	19.84	25.4	24.13	21.91	24.63	27.36
9 - 10	22.87	22.67	22.35	22.41	20.65	24.94	24.38	22.23	24.51	27.54
10 - 11	23.19	24.13	21.35	22.21	21.87	24.87	23.63	22.35	23.87	28
11 - 12	23.07	23.55	22.83	22.1	20.87	25	24.61	22.59	24.73	27.66
12 - 13	23.47	25.07	22.2	22.95	19.73	26.58	24.91	22.82	25.51	27.48
13 - 14	24.19	23.07	23.27	21.12	23.1	23.89	24.02	22.95	23.98	27.92
14 - 15	22.84	23.16	22.37	23.78	21.67	23.09	23.41	22.76	23.31	27.7
15 - 16	24.4	24.23	23.93	23.45	21.04	23.29	23.86	23.32	23.67	28
16 - 17	25.36	22.79	23.24	24.68	23.72	23.81	24.29	23.94	24.15	28.62
17 - 18	24.33	24.63	24.48	24.67	24.69	24.77	25.24	24.55	25.08	29.06
18 - 19	24.04	25.1	25.43	25.95	26	24	24.92	25.21	24.76	29.66
19 - 20	25.41	24.17	25.18	25.79	25.06	23.89	24.08	25.09	24	29.44
20 - 21	26.36	26.47	25.5	26.75	24.94	24.67	25.18	25.86	25.04	30.4
21 - 22	25.57	25.23	23.47	26.64	25.62	23	26.29	25.21	24.92	29.96
22 - 23	20.33	22	26	25.75	24.57	23.55	26.2	24.36	24.37	27.42
23 - 24	22	32	24.5	22	22.25	22	22	23.45	22	27.76
Totals	24.5	23.9	23.4	23.9	22.7	24.6	24.4			
% of Total	14.64%	14.28%	13.98%	14.28%	13.56%	14.7%	14.58%			

Incoming Weekly EightyFifthSpeeds
 Court Hill
 Court Hill Junction

from Sun-Apr-27-2025-06-00-PM to Sun-Jun-08-2025-08-59-PM

	21/04/2025	to	27/04/2025							
	Monday	Tuesday	Wednesday	Thursday	Friday	Saturday	Sunday	Week	Weekend	Week Day 85%
Hour	21/04/2025	22/04/2025	23/04/2025	24/04/2025	25/04/2025	26/04/2025	27/04/2025	Day Avg	Avg	Avg Speed
0 - 1	*	*	*	*	*	*	*	0	0	0
1 - 2	*	*	*	*	*	*	*	0	0	0
2 - 3	*	*	*	*	*	*	*	0	0	0
3 - 4	*	*	*	*	*	*	*	0	0	0
4 - 5	*	*	*	*	*	*	*	0	0	0
5 - 6	*	*	*	*	*	*	*	0	0	0
6 - 7	*	*	*	*	*	*	*	0	0	0
7 - 8	*	*	*	*	*	*	*	0	0	0
8 - 9	*	*	*	*	*	*	*	0	0	0
9 - 10	*	*	*	*	*	*	*	0	0	0
10 - 11	*	*	*	*	*	*	*	0	0	0
11 - 12	*	*	*	*	*	*	*	0	0	0
12 - 13	*	*	*	*	*	*	*	0	0	0
13 - 14	*	*	*	*	*	*	*	0	0	0
14 - 15	*	*	*	*	*	*	*	0	0	0
15 - 16	*	*	*	*	*	*	*	0	0	0
16 - 17	*	*	*	*	*	*	*	0	0	0
17 - 18	*	*	*	*	*	*	*	0	0	0
18 - 19	*	*	*	*	*	*	31	0	31	0
19 - 20	*	*	*	*	*	*	33	0	33	0
20 - 21	*	*	*	*	*	*	30	0	30	0
21 - 22	*	*	*	*	*	*	32.5	0	32.5	0
22 - 23	*	*	*	*	*	*	37.5	0	37.5	0
23 - 24	*	*	*	*	*	*	30	0	30	0
Totals	0	0	0	0	0	0	194			
% of Total	0%	0%	0%	0%	0%	0%	100%			

Incoming Weekly EightyFifthSpeeds
 Court Hill
 Court Hill Junction

from Sun-Apr-27-2025-06-00-PM to Sun-Jun-08-2025-08-59-PM

	28/04/2025	to	04/05/2025							
	Monday	Tuesday	Wednesday	Thursday	Friday	Saturday	Sunday	Week	Weekend	Week Day 85%
Hour	28/04/2025	29/04/2025	30/04/2025	01/05/2025	02/05/2025	03/05/2025	04/05/2025	Day Avg	Avg	Avg Speed
0 - 1	0	45	23.3	45	33.3	25	40	36.65	32.5	36.65
1 - 2	0	0	35	30	0	0	40	32.5	40	32.5
2 - 3	0	35	0	0	0	0	40	35	40	35
3 - 4	50	0	0	35	0	0	40	42.5	40	42.5
4 - 5	40	40	35	35	0	20	40	37.5	30	37.5
5 - 6	35	40	37.5	41.7	41.7	40	40	39.18	40	39.18
6 - 7	36	35	34	38.8	35	32.5	35	35.76	33.75	35.76
7 - 8	30.7	32.7	31.9	32.1	32.2	31	32.5	31.92	31.75	31.92
8 - 9	30.9	31.6	29.4	32.1	29.9	31	32.5	30.78	31.75	30.78
9 - 10	30	31.8	30.6	29.7	29.7	33	34.4	30.36	33.7	30.36
10 - 11	30	30	29.3	29.8	29.7	32.5	31	29.76	31.75	29.76
11 - 12	30.6	29.7	30.6	29.6	29.3	29.8	31.9	29.96	30.85	29.96
12 - 13	30	29.4	29	29.8	29.7	30.8	31.2	29.58	31	29.58
13 - 14	29.7	29.1	25.8	30	29.3	32.2	29.6	28.78	30.9	28.78
14 - 15	30	29.5	28.9	29.7	30.8	31.1	32.3	29.78	31.7	29.78
15 - 16	31.5	30	29.3	29.8	29.7	30	30	30.06	30	30.06
16 - 17	31	30.4	31.5	32	32.7	29.8	34.4	31.52	32.1	31.52
17 - 18	29.8	30.3	30.6	30	29.8	32.1	32	30.1	32.05	30.1
18 - 19	31.9	32.3	31.5	31.5	30	33.3	31.4	31.44	32.35	31.44
19 - 20	35	33.8	31.4	32.9	30	32	32.9	32.62	32.45	32.62
20 - 21	32.5	29.3	29	33.3	35	30	34	31.82	32	31.82
21 - 22	33.3	32.5	28.3	34.2	30	33.8	35	31.66	34.4	31.66
22 - 23	35	35	29.4	33.3	31.7	41.7	35	32.88	38.35	32.88
23 - 24	43.3	27.5	25	33.3	35	37.5	35	32.82	36.25	32.82
Totals	706.2	719.9	666.3	758.6	634.5	669.1	830.1			
% of Total	14.17%	14.44%	13.37%	15.22%	12.73%	13.42%	16.65%			

Incoming Weekly EightyFifthSpeeds
 Court Hill
 Court Hill Junction

from Sun-Apr-27-2025-06-00-PM to Sun-Jun-08-2025-08-59-PM

	05/05/2025	to	11/05/2025							
	Monday	Tuesday	Wednesday	Thursday	Friday	Saturday	Sunday	Week	Weekend	Week Day 85%
Hour	05/05/2025	06/05/2025	07/05/2025	08/05/2025	09/05/2025	10/05/2025	11/05/2025	Day Avg	Avg	Avg Speed
0 - 1	30	40	0	35	0	0	0	35	0	35
1 - 2	35	40	0	0	0	0	0	37.5	0	37.5
2 - 3	40	30	40	0	0	0	0	36.67	0	36.67
3 - 4	0	40	40	0	0	0	0	40	0	40
4 - 5	40	35	35	30	0	0	0	35	0	35
5 - 6	0	38.3	35	40	0	0	0	37.77	0	37.77
6 - 7	30	38.1	35	35	0	0	0	34.52	0	34.52
7 - 8	33.6	32.5	32.5	0	0	0	0	32.87	0	32.87
8 - 9	34	29	29.9	0	0	0	0	30.97	0	30.97
9 - 10	31.7	29.5	29.5	0	0	0	0	30.23	0	30.23
10 - 11	32.9	29.6	30.6	0	0	0	0	31.03	0	31.03
11 - 12	33.8	29.8	31.7	0	0	0	0	31.77	0	31.77
12 - 13	30	31.4	31.4	0	0	0	0	30.93	0	30.93
13 - 14	31.2	30	28	0	0	0	0	29.73	0	29.73
14 - 15	30	30	22.9	0	0	0	0	27.63	0	27.63
15 - 16	30	30	29.5	0	0	0	0	29.83	0	29.83
16 - 17	29.6	29.4	31	0	0	0	0	30	0	30
17 - 18	31.7	31.4	30.5	0	0	0	0	31.2	0	31.2
18 - 19	32	33.8	33	0	0	0	0	32.93	0	32.93
19 - 20	37.5	31.2	33	0	0	0	0	33.9	0	33.9
20 - 21	34	31.7	31.4	0	0	0	0	32.37	0	32.37
21 - 22	35	33.3	30	0	0	0	0	32.77	0	32.77
22 - 23	35	37.5	40	0	0	0	0	37.5	0	37.5
23 - 24	30	27.5	32.5	0	0	0	0	30	0	30
Totals	727	789	712.4	140	0	0	0			
% of Total	30.7%	33.31%	30.08%	5.91%	0%	0%	0%			

Incoming Weekly EightyFifthSpeeds
 Court Hill
 Court Hill Junction

from Sun-Apr-27-2025-06-00-PM to Sun-Jun-08-2025-08-59-PM

	12/05/2025	to	18/05/2025							
	Monday	Tuesday	Wednesday	Thursday	Friday	Saturday	Sunday	Week	Weekend	Week Day 85%
Hour	12/05/2025	13/05/2025	14/05/2025	15/05/2025	16/05/2025	17/05/2025	18/05/2025	Day Avg	Avg	Avg Speed
0 - 1	0	0	0	0	0	0	0	0	0	0
1 - 2	0	0	0	0	0	0	0	0	0	0
2 - 3	0	0	0	0	0	0	0	0	0	0
3 - 4	0	0	0	0	0	0	0	0	0	0
4 - 5	0	0	0	0	0	0	0	0	0	0
5 - 6	0	0	0	0	0	0	0	0	0	0
6 - 7	0	0	0	0	0	0	0	0	0	0
7 - 8	0	0	0	0	0	0	0	0	0	0
8 - 9	0	0	0	0	0	0	0	0	0	0
9 - 10	0	0	0	0	0	0	0	0	0	0
10 - 11	0	0	0	0	0	0	0	0	0	0
11 - 12	0	0	0	0	0	0	0	0	0	0
12 - 13	0	0	0	0	0	0	0	0	0	0
13 - 14	0	0	0	0	0	0	0	0	0	0
14 - 15	0	0	0	0	0	0	0	0	0	0
15 - 16	0	0	0	0	0	0	0	0	0	0
16 - 17	0	0	0	0	0	0	0	0	0	0
17 - 18	0	0	0	0	0	0	0	0	0	0
18 - 19	0	0	0	0	0	0	0	0	0	0
19 - 20	0	0	0	0	0	0	0	0	0	0
20 - 21	0	0	0	0	0	0	0	0	0	0
21 - 22	0	0	0	0	0	0	0	0	0	0
22 - 23	0	0	0	0	0	0	0	0	0	0
23 - 24	0	0	0	0	0	0	0	0	0	0
Totals	0	0	0	0	0	0	0			
% of Total	0%	0%	0%	0%	0%	0%	0%			

Incoming Weekly EightyFifthSpeeds
 Court Hill
 Court Hill Junction

from Sun-Apr-27-2025-06-00-PM to Sun-Jun-08-2025-08-59-PM

	19/05/2025	to	25/05/2025							
	Monday	Tuesday	Wednesday	Thursday	Friday	Saturday	Sunday	Week	Weekend	Week Day 85%
Hour	19/05/2025	20/05/2025	21/05/2025	22/05/2025	23/05/2025	24/05/2025	25/05/2025	Day Avg	Avg	Avg Speed
0 - 1	0	0	0	0	0	0	0	0	0	0
1 - 2	0	0	0	0	0	0	0	0	0	0
2 - 3	0	0	0	0	0	0	0	0	0	0
3 - 4	0	0	0	0	0	0	0	0	0	0
4 - 5	0	0	0	0	0	0	0	0	0	0
5 - 6	0	0	0	0	0	0	0	0	0	0
6 - 7	0	0	0	0	0	0	0	0	0	0
7 - 8	0	0	0	0	0	0	0	0	0	0
8 - 9	0	0	0	0	0	0	0	0	0	0
9 - 10	0	0	0	0	0	0	30	0	30	0
10 - 11	0	0	0	0	0	0	28.9	0	28.9	0
11 - 12	0	0	0	0	0	0	28.6	0	28.6	0
12 - 13	0	0	0	0	0	0	30	0	30	0
13 - 14	0	0	0	0	0	0	29.4	0	29.4	0
14 - 15	0	0	0	0	0	0	29.3	0	29.3	0
15 - 16	0	0	0	0	0	0	30	0	30	0
16 - 17	0	0	0	0	0	0	30	0	30	0
17 - 18	0	0	0	0	0	0	30	0	30	0
18 - 19	0	0	0	0	0	0	29.5	0	29.5	0
19 - 20	0	0	0	0	0	0	28.7	0	28.7	0
20 - 21	0	0	0	0	0	0	30	0	30	0
21 - 22	0	0	0	0	0	0	32.5	0	32.5	0
22 - 23	0	0	0	0	0	0	28.8	0	28.8	0
23 - 24	0	0	0	0	0	0	32.5	0	32.5	0
Totals	0	0	0	0	0	0	448.2			
% of Total	0%	0%	0%	0%	0%	0%	100%			

Incoming Weekly EightyFifthSpeeds
 Court Hill
 Court Hill Junction

from Sun-Apr-27-2025-06-00-PM to Sun-Jun-08-2025-08-59-PM

	26/05/2025	to	01/06/2025							
	Monday	Tuesday	Wednesday	Thursday	Friday	Saturday	Sunday	Week	Weekend	Week Day 85%
Hour	26/05/2025	27/05/2025	28/05/2025	29/05/2025	30/05/2025	31/05/2025	01/06/2025	Day Avg	Avg	Avg Speed
0 - 1	0	0	0	35	40	30	25	37.5	27.5	37.5
1 - 2	30	0	30	30	0	30	30	30	30	30
2 - 3	30	0	30	0	0	0	0	30	0	30
3 - 4	0	0	30	0	0	30	0	30	30	30
4 - 5	0	0	25	30	25	0	30	26.67	30	26.67
5 - 6	30	30	29	30	32.5	35	35	30.3	35	30.3
6 - 7	30	32.5	31.7	30	37.5	30	30	32.34	30	32.34
7 - 8	32.5	29.5	28.6	28.8	30	32.5	32.5	29.88	32.5	29.88
8 - 9	29	28.8	27.5	28.5	29.2	30	31.7	28.6	30.85	28.6
9 - 10	29	29.6	28.3	27.9	28.6	28.6	28.7	28.68	28.65	28.68
10 - 11	29.3	28.2	24.6	27.9	27.9	28.8	29.2	27.58	29	27.58
11 - 12	27.9	27.2	26.9	29.2	29.7	29	30	28.18	29.5	28.18
12 - 13	29.4	27.5	27.2	27.7	28.6	28.9	28.9	28.08	28.9	28.08
13 - 14	29.4	27.8	28.3	28.8	29	29.3	27	28.66	28.15	28.66
14 - 15	29.1	27.8	28.5	28.3	28.2	30	27.5	28.38	28.75	28.38
15 - 16	28.8	29	25	28.5	28.7	29.2	28.2	28	28.7	28
16 - 17	29.7	27.5	27.9	28.7	28.9	29.5	28.8	28.54	29.15	28.54
17 - 18	29.1	29.4	28.8	28.8	28.9	27.9	30	29	28.95	29
18 - 19	29.3	32.5	27.5	29.3	29.6	30.6	30	29.64	30.3	29.64
19 - 20	28.9	28.8	32	33	29	28.8	31.7	30.34	30.25	30.34
20 - 21	32.5	35	29.4	32.5	29.2	30	28.8	31.72	29.4	31.72
21 - 22	35	28.3	30	30	28.5	31.7	30	30.36	30.85	30.36
22 - 23	25	25	29.2	29.2	29.4	29	28.8	27.56	28.9	27.56
23 - 24	30	30	33.3	35	30	28.8	25	31.66	26.9	31.66
Totals	623.9	554.4	658.7	657.1	628.4	657.6	646.8			
% of Total	14.09%	12.52%	14.88%	14.84%	14.2%	14.85%	14.61%			

Incoming Weekly EightyFifthSpeeds
 Court Hill
 Court Hill Junction

from Sun-Apr-27-2025-06-00-PM to Sun-Jun-08-2025-08-59-PM

	02/06/2025	to	08/06/2025							
	Monday	Tuesday	Wednesday	Thursday	Friday	Saturday	Sunday	Week	Weekend	Week Day 85%
Hour	02/06/2025	03/06/2025	04/06/2025	05/06/2025	06/06/2025	07/06/2025	08/06/2025	Day Avg	Avg	Avg Speed
0 - 1	0	0	0	40	35	35	25	37.5	30	37.5
1 - 2	0	20	0	0	35	35	30	27.5	32.5	27.5
2 - 3	0	0	35	30	0	30	0	32.5	30	32.5
3 - 4	35	0	0	35	0	0	30	35	30	35
4 - 5	35	0	25	0	30	0	35	30	35	30
5 - 6	30	30	32.5	30	35	35	35	31.5	35	31.5
6 - 7	30	32	32.9	32	31.2	28.3	35	31.62	31.65	31.62
7 - 8	29.3	29.5	29.2	29.4	29	30	28.8	29.28	29.4	29.28
8 - 9	29	26.4	27.8	27.4	26.2	29.5	28.8	27.36	29.15	27.36
9 - 10	28.1	27.5	27	28.1	27	29.4	28.5	27.54	28.95	27.54
10 - 11	28.6	28.9	27.9	27.5	27.1	29.2	28.3	28	28.75	28
11 - 12	28.3	29	28.1	26.7	26.2	29.2	28.9	27.66	29.05	27.66
12 - 13	28	28.8	27.3	28.7	24.6	31	29.2	27.48	30.1	27.48
13 - 14	28.8	28.3	27.9	27.1	27.5	28.8	29.1	27.92	28.95	27.92
14 - 15	28.2	28.2	27.5	27.9	26.7	28.2	29	27.7	28.6	27.7
15 - 16	28.6	28.6	28.2	27.9	26.7	28.3	29.5	28	28.9	28
16 - 17	29.6	27.5	28.6	29.1	28.3	29.1	28.9	28.62	29	28.62
17 - 18	28.7	29.2	29.2	29.1	29.1	29.3	28.8	29.06	29.05	29.06
18 - 19	29.5	29.2	30	30	29.6	28.8	28.3	29.66	28.55	29.66
19 - 20	30	29	29.2	30	29	28.6	27.5	29.44	28.05	29.44
20 - 21	29.3	33.3	30	30	29.4	30	28.3	30.4	29.15	30.4
21 - 22	32.5	30	28	30	29.3	25	*	29.96	25	29.96
22 - 23	25	25	30	28.3	28.8	28.3	*	27.42	28.3	27.42
23 - 24	25	35	30	25	23.8	25	*	27.76	25	27.76
Totals	616.5	575.4	611.3	649.2	634.5	651	591.9			
% of Total	14.24%	13.29%	14.12%	14.99%	14.65%	15.04%	13.67%			

Incoming Monthly EightyFifthSpeeds
 Court Hill
 Court Hill Junction

from Sun-Apr-27-2025-06-00-PM to Sun-Jun-08-2025-08-59-PM

	Apr 2025							Week	Weekend	Week Day 85%
Hour	Monday	Tuesday	Wednesday	Thursday	Friday	Saturday	Sunday	Day Avg	Avg	Avg Speed
0 - 1	0	45	23.3	*	*	*	*	34.15	0	34.15
1 - 2	0	0	35	*	*	*	*	35	0	35
2 - 3	0	35	0	*	*	*	*	35	0	35
3 - 4	50	0	0	*	*	*	*	50	0	50
4 - 5	40	40	35	*	*	*	*	38.33	0	38.33
5 - 6	35	40	37.5	*	*	*	*	37.5	0	37.5
6 - 7	36	35	34	*	*	*	*	35	0	35
7 - 8	30.7	32.7	31.9	*	*	*	*	31.77	0	31.77
8 - 9	30.9	31.6	29.4	*	*	*	*	30.63	0	30.63
9 - 10	30	31.8	30.6	*	*	*	*	30.8	0	30.8
10 - 11	30	30	29.3	*	*	*	*	29.77	0	29.77
11 - 12	30.6	29.7	30.6	*	*	*	*	30.3	0	30.3
12 - 13	30	29.4	29	*	*	*	*	29.47	0	29.47
13 - 14	29.7	29.1	25.8	*	*	*	*	28.2	0	28.2
14 - 15	30	29.5	28.9	*	*	*	*	29.47	0	29.47
15 - 16	31.5	30	29.3	*	*	*	*	30.27	0	30.27
16 - 17	31	30.4	31.5	*	*	*	*	30.97	0	30.97
17 - 18	29.8	30.3	30.6	*	*	*	*	30.23	0	30.23
18 - 19	31.9	32.3	31.5	*	*	*	31	31.9	31	31.9
19 - 20	35	33.8	31.4	*	*	*	33	33.4	33	33.4
20 - 21	32.5	29.3	29	*	*	*	30	30.27	30	30.27
21 - 22	33.3	32.5	28.3	*	*	*	32.5	31.37	32.5	31.37
22 - 23	35	35	29.4	*	*	*	37.5	33.13	37.5	33.13
23 - 24	43.3	27.5	25	*	*	*	30	31.93	30	31.93

Incoming Monthly EightyFifthSpeeds
 Court Hill
 Court Hill Junction

from Sun-Apr-27-2025-06-00-PM to Sun-Jun-08-2025-08-59-PM

	May 2025							Week	Weekend	Week Day 85%
Hour	Monday	Tuesday	Wednesday	Thursday	Friday	Saturday	Sunday	Day Avg	Avg	Avg Speed
0 - 1	30	40	0	40	35	30	40	36.25	35	36.25
1 - 2	35	40	30	30	0	30	40	33.75	35	33.75
2 - 3	40	30	40	0	0	0	40	36.67	40	36.67
3 - 4	0	40	40	35	0	30	40	38.33	35	38.33
4 - 5	40	35	35	35	25	20	40	34	30	34
5 - 6	30	36.7	34	40	40	37.5	40	36.14	38.75	36.14
6 - 7	30	37.5	34.3	35	35.8	31.7	35	34.52	33.35	34.52
7 - 8	33.6	31.8	32	31.1	31.7	31.7	32.5	32.04	32.1	32.04
8 - 9	32.5	29	29.8	30.9	29.7	31.2	32.5	30.38	31.85	30.38
9 - 10	30	29.5	29.2	29.4	29.3	31.3	33.5	29.48	32.4	29.48
10 - 11	30.9	29.1	29.5	29.1	29.2	31.1	30	29.56	30.55	29.56
11 - 12	31.5	29.1	29.7	29.6	29.5	29.6	30.8	29.88	30.2	29.88
12 - 13	29.9	29.5	29.5	29.1	29.4	29.7	30.9	29.48	30.3	29.48
13 - 14	30	29.1	28.2	29.4	29.2	31.6	29.5	29.18	30.55	29.18
14 - 15	29.5	29.5	25.5	29.2	29.6	30.4	30.7	28.66	30.55	28.66
15 - 16	29.6	29.6	28.7	29.6	29.4	29.7	30	29.38	29.85	29.38
16 - 17	29.5	29.1	29.7	30	30.8	29.7	32.7	29.82	31.2	29.82
17 - 18	30.5	30.5	29.5	29.5	29.4	30	31.1	29.88	30.55	29.88
18 - 19	31.4	33.5	30	30.9	30	31.8	30.5	31.16	31.15	31.16
19 - 20	35	30.6	32.7	32.9	29.8	30.8	30.6	32.2	30.7	32.2
20 - 21	33.6	32.5	30.6	33	33.8	30	32.9	32.7	31.45	32.7
21 - 22	33.3	31.7	30	33.1	28.8	32.9	34	31.38	33.45	31.38
22 - 23	32.5	30	37.5	31.2	30	35	35	32.24	35	32.24
23 - 24	30	28.3	33	33.8	35	35	33.8	32.02	34.4	32.02

Incoming Monthly EightyFifthSpeeds
 Court Hill
 Court Hill Junction

from Sun-Apr-27-2025-06-00-PM to Sun-Jun-08-2025-08-59-PM

Hour	Jun 2025							Week Day Avg	Weekend Avg	Week Day 85% Avg Speed
	Monday	Tuesday	Wednesday	Thursday	Friday	Saturday	Sunday			
0 - 1	0	0	0	40	35	35	25	37.5	30	37.5
1 - 2	0	20	0	0	35	35	28.8	27.5	31.9	27.5
2 - 3	0	0	35	30	0	30	0	32.5	30	32.5
3 - 4	35	0	0	35	0	0	30	35	30	35
4 - 5	35	0	25	0	30	0	35	30	35	30
5 - 6	30	30	32.5	30	35	35	32.5	31.5	33.75	31.5
6 - 7	30	32	32.9	32	31.2	28.3	32.5	31.62	30.4	31.62
7 - 8	29.3	29.5	29.2	29.4	29	30	30	29.28	30	29.28
8 - 9	29	26.4	27.8	27.4	26.2	29.5	29.6	27.36	29.55	27.36
9 - 10	28.1	27.5	27	28.1	27	29.4	28.6	27.54	29	27.54
10 - 11	28.6	28.9	27.9	27.5	27.1	29.2	28.9	28	29.05	28
11 - 12	28.3	29	28.1	26.7	26.2	29.2	29.2	27.66	29.2	27.66
12 - 13	28	28.8	27.3	28.7	24.6	31	29.1	27.48	30.05	27.48
13 - 14	28.8	28.3	27.9	27.1	27.5	28.8	28.6	27.92	28.7	27.92
14 - 15	28.2	28.2	27.5	27.9	26.7	28.2	28.5	27.7	28.35	27.7
15 - 16	28.6	28.6	28.2	27.9	26.7	28.3	28.6	28	28.45	28
16 - 17	29.6	27.5	28.6	29.1	28.3	29.1	28.9	28.62	29	28.62
17 - 18	28.7	29.2	29.2	29.1	29.1	29.3	29.5	29.06	29.4	29.06
18 - 19	29.5	29.2	30	30	29.6	28.8	29.5	29.66	29.15	29.66
19 - 20	30	29	29.2	30	29	28.6	30	29.44	29.3	29.44
20 - 21	29.3	33.3	30	30	29.4	30	28.6	30.4	29.3	30.4
21 - 22	32.5	30	28	30	29.3	25	30	29.96	27.5	29.96
22 - 23	25	25	30	28.3	28.8	28.3	28.8	27.42	28.55	27.42
23 - 24	25	35	30	25	23.8	25	25	27.76	25	27.76

Summary of Violators

Court Hill

Court Hill Junction

from Sun-Apr-27-2025-06-00-PM to Sun-Jun-08-2025-08-59-PM

Starting Hour	Count	Average Speed of all Traffic	Violator Counts	Average Speed of Violators
00:00:00	0	N/A	N/A	N/A
01:00:00	0	N/A	N/A	N/A
02:00:00	0	N/A	N/A	N/A
03:00:00	0	N/A	N/A	N/A
04:00:00	0	N/A	N/A	N/A
05:00:00	0	N/A	N/A	N/A
06:00:00	0	N/A	N/A	N/A
07:00:00	0	N/A	N/A	N/A
08:00:00	0	N/A	N/A	N/A
09:00:00	0	N/A	N/A	N/A
10:00:00	0	N/A	N/A	N/A
11:00:00	0	N/A	N/A	N/A
12:00:00	0	N/A	N/A	N/A
13:00:00	0	N/A	N/A	N/A
14:00:00	0	N/A	N/A	N/A
15:00:00	0	N/A	N/A	N/A
16:00:00	0	N/A	N/A	N/A
17:00:00	0	N/A	N/A	N/A
18:00:00	24	15.1	0	0.0
19:00:00	22	21.3	1	37.5
20:00:00	10	22.8	1	42.5
21:00:00	17	19.7	3	37.5
22:00:00	9	25.8	2	37.5
23:00:00	1	27.5	0	0.0
00:00:00	0	N/A	N/A	N/A
01:00:00	0	N/A	N/A	N/A
02:00:00	0	N/A	N/A	N/A
03:00:00	1	47.5	1	47.5
04:00:00	2	32.5	1	37.5
05:00:00	16	22.8	3	39.2
06:00:00	26	19.4	5	37.5
07:00:00	106	9.1	2	37.5
08:00:00	109	9.8	3	39.2
09:00:00	66	14.2	2	37.5
10:00:00	61	12.9	0	0.0
11:00:00	52	14.0	0	0.0
12:00:00	64	12.7	0	0.0
13:00:00	65	12.2	2	37.5
14:00:00	57	13.4	0	0.0
15:00:00	63	13.4	1	37.5
16:00:00	91	11.3	2	37.5
17:00:00	71	11.8	0	0.0
18:00:00	47	14.5	2	37.5
19:00:00	28	19.0	4	40.0
20:00:00	15	25.3	1	37.5
21:00:00	12	21.9	1	37.5
22:00:00	14	20.7	2	37.5

Summary of Violators
 Court Hill
 Court Hill Junction

from Sun-Apr-27-2025-06-00-PM to Sun-Jun-08-2025-08-59-PM

23:00:00	5	35.5	4	41.3
00:00:00	1	42.5	1	42.5
01:00:00	0	N/A	N/A	N/A
02:00:00	1	32.5	0	0.0
03:00:00	0	N/A	N/A	N/A
04:00:00	1	37.5	1	37.5
05:00:00	14	24.1	3	40.8
06:00:00	27	22.4	4	37.5
07:00:00	92	10.0	1	37.5
08:00:00	113	8.6	4	40.0
09:00:00	66	12.7	1	37.5
10:00:00	54	14.4	2	40.0
11:00:00	65	12.4	0	0.0
12:00:00	51	13.5	2	40.0
13:00:00	48	15.0	0	0.0
14:00:00	57	13.0	0	0.0
15:00:00	70	12.1	2	37.5
16:00:00	91	11.1	2	37.5
17:00:00	87	10.2	0	0.0
18:00:00	64	12.7	1	37.5
19:00:00	36	17.3	4	38.8
20:00:00	24	16.9	2	37.5
21:00:00	17	17.8	2	40.0
22:00:00	10	24.0	2	37.5
23:00:00	5	24.5	0	0.0
00:00:00	3	15.0	0	0.0
01:00:00	2	20.0	0	0.0
02:00:00	0	N/A	N/A	N/A
03:00:00	0	N/A	N/A	N/A
04:00:00	2	25.0	0	0.0
05:00:00	13	28.8	3	39.2
06:00:00	27	22.3	2	40.0
07:00:00	92	12.4	5	38.5
08:00:00	124	8.3	1	37.5
09:00:00	61	13.6	1	37.5
10:00:00	56	14.3	1	37.5
11:00:00	58	14.1	1	37.5
12:00:00	58	11.2	0	0.0
13:00:00	52	12.9	0	0.0
14:00:00	58	12.3	2	37.5
15:00:00	94	11.5	3	37.5
16:00:00	93	10.9	5	38.5
17:00:00	109	9.2	2	40.0
18:00:00	50	12.7	0	0.0
19:00:00	51	13.9	0	0.0
20:00:00	26	17.9	2	40.0
21:00:00	26	15.2	1	37.5
22:00:00	17	20.6	0	0.0

Summary of Violators
 Court Hill
 Court Hill Junction

from Sun-Apr-27-2025-06-00-PM to Sun-Jun-08-2025-08-59-PM

23:00:00	8	16.9	0	0.0
00:00:00	3	34.2	2	40.0
01:00:00	1	27.5	0	0.0
02:00:00	0	N/A	N/A	N/A
03:00:00	1	32.5	0	0.0
04:00:00	1	32.5	0	0.0
05:00:00	13	32.9	5	40.5
06:00:00	22	27.6	7	38.9
07:00:00	91	12.0	5	37.5
08:00:00	135	9.4	6	37.5
09:00:00	75	11.7	3	37.5
10:00:00	55	14.5	3	37.5
11:00:00	51	13.7	1	42.5
12:00:00	60	12.1	0	0.0
13:00:00	56	13.3	2	37.5
14:00:00	74	12.3	1	37.5
15:00:00	93	10.7	2	37.5
16:00:00	72	13.6	4	37.5
17:00:00	81	11.7	2	37.5
18:00:00	54	13.9	1	37.5
19:00:00	61	16.8	3	37.5
20:00:00	21	21.4	2	37.5
21:00:00	23	25.1	2	37.5
22:00:00	13	25.0	1	37.5
23:00:00	8	22.2	0	0.0
00:00:00	7	23.6	0	0.0
01:00:00	1	32.5	0	0.0
02:00:00	0	N/A	N/A	N/A
03:00:00	0	N/A	N/A	N/A
04:00:00	0	N/A	N/A	N/A
05:00:00	14	30.9	5	40.5
06:00:00	24	27.3	4	37.5
07:00:00	82	11.9	3	37.5
08:00:00	117	8.4	0	0.0
09:00:00	70	13.4	1	37.5
10:00:00	69	11.2	1	37.5
11:00:00	55	14.1	2	37.5
12:00:00	83	11.5	2	37.5
13:00:00	46	15.1	0	0.0
14:00:00	73	13.2	2	40.0
15:00:00	89	10.1	1	42.5
16:00:00	86	11.7	6	37.5
17:00:00	75	10.8	3	37.5
18:00:00	47	14.4	0	0.0
19:00:00	36	17.3	1	37.5
20:00:00	27	21.9	4	38.8
21:00:00	26	17.4	0	0.0
22:00:00	23	20.8	1	42.5

Summary of Violators
 Court Hill
 Court Hill Junction

from Sun-Apr-27-2025-06-00-PM to Sun-Jun-08-2025-08-59-PM

23:00:00	8	31.3	2	37.5
00:00:00	1	22.5	0	0.0
01:00:00	0	N/A	N/A	N/A
02:00:00	0	N/A	N/A	N/A
03:00:00	0	N/A	N/A	N/A
04:00:00	1	17.5	0	0.0
05:00:00	4	33.8	2	40.0
06:00:00	6	26.7	0	0.0
07:00:00	26	19.1	0	0.0
08:00:00	35	15.9	2	37.5
09:00:00	55	15.7	3	37.5
10:00:00	61	16.3	3	39.2
11:00:00	84	9.8	2	37.5
12:00:00	54	13.2	3	37.5
13:00:00	66	13.2	2	37.5
14:00:00	64	13.2	2	37.5
15:00:00	71	13.2	2	37.5
16:00:00	47	13.9	2	37.5
17:00:00	61	13.2	2	37.5
18:00:00	34	17.2	3	37.5
19:00:00	37	16.2	3	37.5
20:00:00	17	19.6	0	0.0
21:00:00	12	23.8	1	42.5
22:00:00	12	21.3	3	42.5
23:00:00	9	28.6	2	37.5
00:00:00	3	32.5	2	37.5
01:00:00	3	32.5	1	37.5
02:00:00	2	35.0	1	37.5
03:00:00	1	37.5	1	37.5
04:00:00	2	37.5	2	37.5
05:00:00	2	35.0	1	37.5
06:00:00	5	25.5	1	37.5
07:00:00	17	19.4	1	42.5
08:00:00	16	23.1	1	37.5
09:00:00	31	22.1	3	39.2
10:00:00	50	14.1	1	37.5
11:00:00	68	13.9	2	37.5
12:00:00	57	14.5	2	37.5
13:00:00	49	12.1	1	37.5
14:00:00	43	16.0	0	0.0
15:00:00	34	19.0	1	37.5
16:00:00	51	18.5	6	39.2
17:00:00	37	18.5	2	37.5
18:00:00	41	15.4	2	37.5
19:00:00	30	16.9	1	37.5
20:00:00	25	24.9	2	42.5
21:00:00	17	24.6	3	39.2
22:00:00	12	26.7	2	40.0

Summary of Violators
 Court Hill
 Court Hill Junction

from Sun-Apr-27-2025-06-00-PM to Sun-Jun-08-2025-08-59-PM

23:00:00	3	30.8	0	0.0
00:00:00	4	26.3	0	0.0
01:00:00	2	27.5	0	0.0
02:00:00	2	30.0	1	37.5
03:00:00	0	N/A	N/A	N/A
04:00:00	1	37.5	1	37.5
05:00:00	0	N/A	N/A	N/A
06:00:00	7	24.6	0	0.0
07:00:00	16	27.7	1	42.5
08:00:00	25	20.9	2	40.0
09:00:00	36	15.9	0	0.0
10:00:00	42	17.0	3	37.5
11:00:00	49	17.6	6	37.5
12:00:00	52	15.0	0	0.0
13:00:00	50	16.0	2	40.0
14:00:00	64	13.3	2	37.5
15:00:00	59	14.3	2	40.0
16:00:00	55	15.7	1	37.5
17:00:00	53	16.2	2	37.5
18:00:00	34	17.7	0	0.0
19:00:00	26	21.5	4	40.0
20:00:00	21	22.9	2	40.0
21:00:00	5	29.5	1	37.5
22:00:00	5	21.0	0	0.0
23:00:00	1	27.5	0	0.0
00:00:00	1	37.5	1	37.5
01:00:00	1	37.5	1	37.5
02:00:00	2	13.8	0	0.0
03:00:00	1	37.5	1	37.5
04:00:00	1	32.5	0	0.0
05:00:00	18	27.9	5	39.5
06:00:00	25	21.3	9	38.1
07:00:00	108	10.5	8	38.1
08:00:00	108	9.1	1	37.5
09:00:00	61	11.8	0	0.0
10:00:00	44	16.6	0	0.0
11:00:00	56	13.5	0	0.0
12:00:00	56	14.6	2	37.5
13:00:00	50	16.0	3	39.2
14:00:00	65	12.3	0	0.0
15:00:00	70	13.9	3	37.5
16:00:00	68	11.6	0	0.0
17:00:00	80	12.2	6	37.5
18:00:00	47	18.1	3	37.5
19:00:00	46	15.8	1	37.5
20:00:00	31	15.5	0	0.0
21:00:00	17	23.1	1	37.5
22:00:00	9	25.6	3	37.5

Summary of Violators
Court Hill
Court Hill Junction

from Sun-Apr-27-2025-06-00-PM to Sun-Jun-08-2025-08-59-PM

23:00:00	6	19.6	0	0.0
00:00:00	0	N/A	N/A	N/A
01:00:00	0	N/A	N/A	N/A
02:00:00	1	37.5	1	37.5
03:00:00	1	37.5	1	37.5
04:00:00	4	32.5	1	42.5
05:00:00	16	20.9	3	40.8
06:00:00	30	19.4	4	37.5
07:00:00	110	10.0	5	37.5
08:00:00	132	8.1	2	37.5
09:00:00	77	10.7	1	37.5
10:00:00	49	14.3	0	0.0
11:00:00	51	15.2	2	37.5
12:00:00	53	13.2	2	37.5
13:00:00	51	12.1	1	42.5
14:00:00	41	9.5	0	0.0
15:00:00	71	11.7	2	37.5
16:00:00	92	11.9	2	37.5
17:00:00	78	10.6	1	37.5
18:00:00	37	19.5	4	37.5
19:00:00	38	17.4	2	37.5
20:00:00	30	17.9	0	0.0
21:00:00	24	17.0	1	37.5
22:00:00	8	28.4	3	39.2
23:00:00	8	18.8	0	0.0
00:00:00	2	25.0	0	0.0
01:00:00	0	N/A	N/A	N/A
02:00:00	0	N/A	N/A	N/A
03:00:00	0	N/A	N/A	N/A
04:00:00	1	27.5	0	0.0
05:00:00	11	30.5	3	40.8
06:00:00	9	25.6	2	37.5
07:00:00	0	N/A	N/A	N/A
08:00:00	0	N/A	N/A	N/A
09:00:00	0	N/A	N/A	N/A
10:00:00	0	N/A	N/A	N/A
11:00:00	0	N/A	N/A	N/A
12:00:00	0	N/A	N/A	N/A
13:00:00	0	N/A	N/A	N/A
14:00:00	0	N/A	N/A	N/A
15:00:00	0	N/A	N/A	N/A
16:00:00	0	N/A	N/A	N/A
17:00:00	0	N/A	N/A	N/A
18:00:00	0	N/A	N/A	N/A
19:00:00	0	N/A	N/A	N/A
20:00:00	0	N/A	N/A	N/A
21:00:00	0	N/A	N/A	N/A
22:00:00	0	N/A	N/A	N/A

Summary of Violators
Court Hill
Court Hill Junction

from Sun-Apr-27-2025-06-00-PM to Sun-Jun-08-2025-08-59-PM

23:00:00	0	N/A	N/A	N/A
00:00:00	0	N/A	N/A	N/A
01:00:00	0	N/A	N/A	N/A
02:00:00	0	N/A	N/A	N/A
03:00:00	0	N/A	N/A	N/A
04:00:00	0	N/A	N/A	N/A
05:00:00	0	N/A	N/A	N/A
06:00:00	0	N/A	N/A	N/A
07:00:00	0	N/A	N/A	N/A
08:00:00	0	N/A	N/A	N/A
09:00:00	0	N/A	N/A	N/A
10:00:00	0	N/A	N/A	N/A
11:00:00	0	N/A	N/A	N/A
12:00:00	0	N/A	N/A	N/A
13:00:00	0	N/A	N/A	N/A
14:00:00	0	N/A	N/A	N/A
15:00:00	0	N/A	N/A	N/A
16:00:00	0	N/A	N/A	N/A
17:00:00	0	N/A	N/A	N/A
18:00:00	0	N/A	N/A	N/A
19:00:00	0	N/A	N/A	N/A
20:00:00	0	N/A	N/A	N/A
21:00:00	0	N/A	N/A	N/A
22:00:00	0	N/A	N/A	N/A
23:00:00	0	N/A	N/A	N/A
00:00:00	0	N/A	N/A	N/A
01:00:00	0	N/A	N/A	N/A
02:00:00	0	N/A	N/A	N/A
03:00:00	0	N/A	N/A	N/A
04:00:00	0	N/A	N/A	N/A
05:00:00	0	N/A	N/A	N/A
06:00:00	0	N/A	N/A	N/A
07:00:00	0	N/A	N/A	N/A
08:00:00	0	N/A	N/A	N/A
09:00:00	0	N/A	N/A	N/A
10:00:00	0	N/A	N/A	N/A
11:00:00	0	N/A	N/A	N/A
12:00:00	0	N/A	N/A	N/A
13:00:00	0	N/A	N/A	N/A
14:00:00	0	N/A	N/A	N/A
15:00:00	0	N/A	N/A	N/A
16:00:00	0	N/A	N/A	N/A
17:00:00	0	N/A	N/A	N/A
18:00:00	0	N/A	N/A	N/A
19:00:00	0	N/A	N/A	N/A
20:00:00	0	N/A	N/A	N/A
21:00:00	0	N/A	N/A	N/A
22:00:00	0	N/A	N/A	N/A

Summary of Violators
Court Hill
Court Hill Junction

from Sun-Apr-27-2025-06-00-PM to Sun-Jun-08-2025-08-59-PM

23:00:00	0	N/A	N/A	N/A
00:00:00	0	N/A	N/A	N/A
01:00:00	0	N/A	N/A	N/A
02:00:00	0	N/A	N/A	N/A
03:00:00	0	N/A	N/A	N/A
04:00:00	0	N/A	N/A	N/A
05:00:00	0	N/A	N/A	N/A
06:00:00	0	N/A	N/A	N/A
07:00:00	0	N/A	N/A	N/A
08:00:00	0	N/A	N/A	N/A
09:00:00	0	N/A	N/A	N/A
10:00:00	0	N/A	N/A	N/A
11:00:00	0	N/A	N/A	N/A
12:00:00	0	N/A	N/A	N/A
13:00:00	0	N/A	N/A	N/A
14:00:00	0	N/A	N/A	N/A
15:00:00	0	N/A	N/A	N/A
16:00:00	0	N/A	N/A	N/A
17:00:00	0	N/A	N/A	N/A
18:00:00	0	N/A	N/A	N/A
19:00:00	0	N/A	N/A	N/A
20:00:00	0	N/A	N/A	N/A
21:00:00	0	N/A	N/A	N/A
22:00:00	0	N/A	N/A	N/A
23:00:00	0	N/A	N/A	N/A
00:00:00	0	N/A	N/A	N/A
01:00:00	0	N/A	N/A	N/A
02:00:00	0	N/A	N/A	N/A
03:00:00	0	N/A	N/A	N/A
04:00:00	0	N/A	N/A	N/A
05:00:00	0	N/A	N/A	N/A
06:00:00	0	N/A	N/A	N/A
07:00:00	0	N/A	N/A	N/A
08:00:00	0	N/A	N/A	N/A
09:00:00	0	N/A	N/A	N/A
10:00:00	0	N/A	N/A	N/A
11:00:00	0	N/A	N/A	N/A
12:00:00	0	N/A	N/A	N/A
13:00:00	0	N/A	N/A	N/A
14:00:00	0	N/A	N/A	N/A
15:00:00	0	N/A	N/A	N/A
16:00:00	0	N/A	N/A	N/A
17:00:00	0	N/A	N/A	N/A
18:00:00	0	N/A	N/A	N/A
19:00:00	0	N/A	N/A	N/A
20:00:00	0	N/A	N/A	N/A
21:00:00	0	N/A	N/A	N/A
22:00:00	0	N/A	N/A	N/A

Summary of Violators
Court Hill
Court Hill Junction

from Sun-Apr-27-2025-06-00-PM to Sun-Jun-08-2025-08-59-PM

23:00:00	0	N/A	N/A	N/A
00:00:00	0	N/A	N/A	N/A
01:00:00	0	N/A	N/A	N/A
02:00:00	0	N/A	N/A	N/A
03:00:00	0	N/A	N/A	N/A
04:00:00	0	N/A	N/A	N/A
05:00:00	0	N/A	N/A	N/A
06:00:00	0	N/A	N/A	N/A
07:00:00	0	N/A	N/A	N/A
08:00:00	0	N/A	N/A	N/A
09:00:00	0	N/A	N/A	N/A
10:00:00	0	N/A	N/A	N/A
11:00:00	0	N/A	N/A	N/A
12:00:00	0	N/A	N/A	N/A
13:00:00	0	N/A	N/A	N/A
14:00:00	0	N/A	N/A	N/A
15:00:00	0	N/A	N/A	N/A
16:00:00	0	N/A	N/A	N/A
17:00:00	0	N/A	N/A	N/A
18:00:00	0	N/A	N/A	N/A
19:00:00	0	N/A	N/A	N/A
20:00:00	0	N/A	N/A	N/A
21:00:00	0	N/A	N/A	N/A
22:00:00	0	N/A	N/A	N/A
23:00:00	0	N/A	N/A	N/A
00:00:00	0	N/A	N/A	N/A
01:00:00	0	N/A	N/A	N/A
02:00:00	0	N/A	N/A	N/A
03:00:00	0	N/A	N/A	N/A
04:00:00	0	N/A	N/A	N/A
05:00:00	0	N/A	N/A	N/A
06:00:00	0	N/A	N/A	N/A
07:00:00	0	N/A	N/A	N/A
08:00:00	0	N/A	N/A	N/A
09:00:00	0	N/A	N/A	N/A
10:00:00	0	N/A	N/A	N/A
11:00:00	0	N/A	N/A	N/A
12:00:00	0	N/A	N/A	N/A
13:00:00	0	N/A	N/A	N/A
14:00:00	0	N/A	N/A	N/A
15:00:00	0	N/A	N/A	N/A
16:00:00	0	N/A	N/A	N/A
17:00:00	0	N/A	N/A	N/A
18:00:00	0	N/A	N/A	N/A
19:00:00	0	N/A	N/A	N/A
20:00:00	0	N/A	N/A	N/A
21:00:00	0	N/A	N/A	N/A
22:00:00	0	N/A	N/A	N/A

Summary of Violators
Court Hill
Court Hill Junction

from Sun-Apr-27-2025-06-00-PM to Sun-Jun-08-2025-08-59-PM

23:00:00	0	N/A	N/A	N/A
00:00:00	0	N/A	N/A	N/A
01:00:00	0	N/A	N/A	N/A
02:00:00	0	N/A	N/A	N/A
03:00:00	0	N/A	N/A	N/A
04:00:00	0	N/A	N/A	N/A
05:00:00	0	N/A	N/A	N/A
06:00:00	0	N/A	N/A	N/A
07:00:00	0	N/A	N/A	N/A
08:00:00	0	N/A	N/A	N/A
09:00:00	0	N/A	N/A	N/A
10:00:00	0	N/A	N/A	N/A
11:00:00	0	N/A	N/A	N/A
12:00:00	0	N/A	N/A	N/A
13:00:00	0	N/A	N/A	N/A
14:00:00	0	N/A	N/A	N/A
15:00:00	0	N/A	N/A	N/A
16:00:00	0	N/A	N/A	N/A
17:00:00	0	N/A	N/A	N/A
18:00:00	0	N/A	N/A	N/A
19:00:00	0	N/A	N/A	N/A
20:00:00	0	N/A	N/A	N/A
21:00:00	0	N/A	N/A	N/A
22:00:00	0	N/A	N/A	N/A
23:00:00	0	N/A	N/A	N/A
00:00:00	0	N/A	N/A	N/A
01:00:00	0	N/A	N/A	N/A
02:00:00	0	N/A	N/A	N/A
03:00:00	0	N/A	N/A	N/A
04:00:00	0	N/A	N/A	N/A
05:00:00	0	N/A	N/A	N/A
06:00:00	0	N/A	N/A	N/A
07:00:00	0	N/A	N/A	N/A
08:00:00	0	N/A	N/A	N/A
09:00:00	0	N/A	N/A	N/A
10:00:00	0	N/A	N/A	N/A
11:00:00	0	N/A	N/A	N/A
12:00:00	0	N/A	N/A	N/A
13:00:00	0	N/A	N/A	N/A
14:00:00	0	N/A	N/A	N/A
15:00:00	0	N/A	N/A	N/A
16:00:00	0	N/A	N/A	N/A
17:00:00	0	N/A	N/A	N/A
18:00:00	0	N/A	N/A	N/A
19:00:00	0	N/A	N/A	N/A
20:00:00	0	N/A	N/A	N/A
21:00:00	0	N/A	N/A	N/A
22:00:00	0	N/A	N/A	N/A

Summary of Violators
Court Hill
Court Hill Junction

from Sun-Apr-27-2025-06-00-PM to Sun-Jun-08-2025-08-59-PM

23:00:00	0	N/A	N/A	N/A
00:00:00	0	N/A	N/A	N/A
01:00:00	0	N/A	N/A	N/A
02:00:00	0	N/A	N/A	N/A
03:00:00	0	N/A	N/A	N/A
04:00:00	0	N/A	N/A	N/A
05:00:00	0	N/A	N/A	N/A
06:00:00	0	N/A	N/A	N/A
07:00:00	0	N/A	N/A	N/A
08:00:00	0	N/A	N/A	N/A
09:00:00	0	N/A	N/A	N/A
10:00:00	0	N/A	N/A	N/A
11:00:00	0	N/A	N/A	N/A
12:00:00	0	N/A	N/A	N/A
13:00:00	0	N/A	N/A	N/A
14:00:00	0	N/A	N/A	N/A
15:00:00	0	N/A	N/A	N/A
16:00:00	0	N/A	N/A	N/A
17:00:00	0	N/A	N/A	N/A
18:00:00	0	N/A	N/A	N/A
19:00:00	0	N/A	N/A	N/A
20:00:00	0	N/A	N/A	N/A
21:00:00	0	N/A	N/A	N/A
22:00:00	0	N/A	N/A	N/A
23:00:00	0	N/A	N/A	N/A
00:00:00	0	N/A	N/A	N/A
01:00:00	0	N/A	N/A	N/A
02:00:00	0	N/A	N/A	N/A
03:00:00	0	N/A	N/A	N/A
04:00:00	0	N/A	N/A	N/A
05:00:00	0	N/A	N/A	N/A
06:00:00	0	N/A	N/A	N/A
07:00:00	0	N/A	N/A	N/A
08:00:00	0	N/A	N/A	N/A
09:00:00	0	N/A	N/A	N/A
10:00:00	0	N/A	N/A	N/A
11:00:00	0	N/A	N/A	N/A
12:00:00	0	N/A	N/A	N/A
13:00:00	0	N/A	N/A	N/A
14:00:00	0	N/A	N/A	N/A
15:00:00	0	N/A	N/A	N/A
16:00:00	0	N/A	N/A	N/A
17:00:00	0	N/A	N/A	N/A
18:00:00	0	N/A	N/A	N/A
19:00:00	0	N/A	N/A	N/A
20:00:00	0	N/A	N/A	N/A
21:00:00	0	N/A	N/A	N/A
22:00:00	0	N/A	N/A	N/A

Summary of Violators
Court Hill
Court Hill Junction

from Sun-Apr-27-2025-06-00-PM to Sun-Jun-08-2025-08-59-PM

23:00:00	0	N/A	N/A	N/A
00:00:00	0	N/A	N/A	N/A
01:00:00	0	N/A	N/A	N/A
02:00:00	0	N/A	N/A	N/A
03:00:00	0	N/A	N/A	N/A
04:00:00	0	N/A	N/A	N/A
05:00:00	0	N/A	N/A	N/A
06:00:00	0	N/A	N/A	N/A
07:00:00	0	N/A	N/A	N/A
08:00:00	0	N/A	N/A	N/A
09:00:00	0	N/A	N/A	N/A
10:00:00	0	N/A	N/A	N/A
11:00:00	0	N/A	N/A	N/A
12:00:00	0	N/A	N/A	N/A
13:00:00	0	N/A	N/A	N/A
14:00:00	0	N/A	N/A	N/A
15:00:00	0	N/A	N/A	N/A
16:00:00	0	N/A	N/A	N/A
17:00:00	0	N/A	N/A	N/A
18:00:00	0	N/A	N/A	N/A
19:00:00	0	N/A	N/A	N/A
20:00:00	0	N/A	N/A	N/A
21:00:00	0	N/A	N/A	N/A
22:00:00	0	N/A	N/A	N/A
23:00:00	0	N/A	N/A	N/A
00:00:00	0	N/A	N/A	N/A
01:00:00	0	N/A	N/A	N/A
02:00:00	0	N/A	N/A	N/A
03:00:00	0	N/A	N/A	N/A
04:00:00	0	N/A	N/A	N/A
05:00:00	0	N/A	N/A	N/A
06:00:00	0	N/A	N/A	N/A
07:00:00	0	N/A	N/A	N/A
08:00:00	0	N/A	N/A	N/A
09:00:00	0	N/A	N/A	N/A
10:00:00	0	N/A	N/A	N/A
11:00:00	0	N/A	N/A	N/A
12:00:00	0	N/A	N/A	N/A
13:00:00	0	N/A	N/A	N/A
14:00:00	0	N/A	N/A	N/A
15:00:00	0	N/A	N/A	N/A
16:00:00	0	N/A	N/A	N/A
17:00:00	0	N/A	N/A	N/A
18:00:00	0	N/A	N/A	N/A
19:00:00	0	N/A	N/A	N/A
20:00:00	0	N/A	N/A	N/A
21:00:00	0	N/A	N/A	N/A
22:00:00	0	N/A	N/A	N/A

Summary of Violators
Court Hill
Court Hill Junction

from Sun-Apr-27-2025-06-00-PM to Sun-Jun-08-2025-08-59-PM

23:00:00	0	N/A	N/A	N/A
00:00:00	0	N/A	N/A	N/A
01:00:00	0	N/A	N/A	N/A
02:00:00	0	N/A	N/A	N/A
03:00:00	0	N/A	N/A	N/A
04:00:00	0	N/A	N/A	N/A
05:00:00	0	N/A	N/A	N/A
06:00:00	0	N/A	N/A	N/A
07:00:00	0	N/A	N/A	N/A
08:00:00	0	N/A	N/A	N/A
09:00:00	0	N/A	N/A	N/A
10:00:00	0	N/A	N/A	N/A
11:00:00	0	N/A	N/A	N/A
12:00:00	0	N/A	N/A	N/A
13:00:00	0	N/A	N/A	N/A
14:00:00	0	N/A	N/A	N/A
15:00:00	0	N/A	N/A	N/A
16:00:00	0	N/A	N/A	N/A
17:00:00	0	N/A	N/A	N/A
18:00:00	0	N/A	N/A	N/A
19:00:00	0	N/A	N/A	N/A
20:00:00	0	N/A	N/A	N/A
21:00:00	0	N/A	N/A	N/A
22:00:00	0	N/A	N/A	N/A
23:00:00	0	N/A	N/A	N/A
00:00:00	0	N/A	N/A	N/A
01:00:00	0	N/A	N/A	N/A
02:00:00	0	N/A	N/A	N/A
03:00:00	0	N/A	N/A	N/A
04:00:00	0	N/A	N/A	N/A
05:00:00	0	N/A	N/A	N/A
06:00:00	0	N/A	N/A	N/A
07:00:00	0	N/A	N/A	N/A
08:00:00	0	N/A	N/A	N/A
09:00:00	0	N/A	N/A	N/A
10:00:00	0	N/A	N/A	N/A
11:00:00	0	N/A	N/A	N/A
12:00:00	0	N/A	N/A	N/A
13:00:00	0	N/A	N/A	N/A
14:00:00	0	N/A	N/A	N/A
15:00:00	0	N/A	N/A	N/A
16:00:00	0	N/A	N/A	N/A
17:00:00	0	N/A	N/A	N/A
18:00:00	0	N/A	N/A	N/A
19:00:00	0	N/A	N/A	N/A
20:00:00	0	N/A	N/A	N/A
21:00:00	0	N/A	N/A	N/A
22:00:00	0	N/A	N/A	N/A

Summary of Violators
Court Hill
Court Hill Junction

from Sun-Apr-27-2025-06-00-PM to Sun-Jun-08-2025-08-59-PM

23:00:00	0	N/A	N/A	N/A
00:00:00	0	N/A	N/A	N/A
01:00:00	0	N/A	N/A	N/A
02:00:00	0	N/A	N/A	N/A
03:00:00	0	N/A	N/A	N/A
04:00:00	0	N/A	N/A	N/A
05:00:00	0	N/A	N/A	N/A
06:00:00	0	N/A	N/A	N/A
07:00:00	0	N/A	N/A	N/A
08:00:00	0	N/A	N/A	N/A
09:00:00	0	N/A	N/A	N/A
10:00:00	0	N/A	N/A	N/A
11:00:00	0	N/A	N/A	N/A
12:00:00	0	N/A	N/A	N/A
13:00:00	0	N/A	N/A	N/A
14:00:00	0	N/A	N/A	N/A
15:00:00	0	N/A	N/A	N/A
16:00:00	0	N/A	N/A	N/A
17:00:00	0	N/A	N/A	N/A
18:00:00	0	N/A	N/A	N/A
19:00:00	0	N/A	N/A	N/A
20:00:00	0	N/A	N/A	N/A
21:00:00	0	N/A	N/A	N/A
22:00:00	0	N/A	N/A	N/A
23:00:00	0	N/A	N/A	N/A
00:00:00	0	N/A	N/A	N/A
01:00:00	0	N/A	N/A	N/A
02:00:00	0	N/A	N/A	N/A
03:00:00	0	N/A	N/A	N/A
04:00:00	0	N/A	N/A	N/A
05:00:00	0	N/A	N/A	N/A
06:00:00	0	N/A	N/A	N/A
07:00:00	0	N/A	N/A	N/A
08:00:00	0	N/A	N/A	N/A
09:00:00	0	N/A	N/A	N/A
10:00:00	0	N/A	N/A	N/A
11:00:00	0	N/A	N/A	N/A
12:00:00	0	N/A	N/A	N/A
13:00:00	0	N/A	N/A	N/A
14:00:00	0	N/A	N/A	N/A
15:00:00	0	N/A	N/A	N/A
16:00:00	0	N/A	N/A	N/A
17:00:00	0	N/A	N/A	N/A
18:00:00	0	N/A	N/A	N/A
19:00:00	0	N/A	N/A	N/A
20:00:00	0	N/A	N/A	N/A
21:00:00	0	N/A	N/A	N/A
22:00:00	0	N/A	N/A	N/A

Summary of Violators
 Court Hill
 Court Hill Junction

from Sun-Apr-27-2025-06-00-PM to Sun-Jun-08-2025-08-59-PM

23:00:00	0	N/A	N/A	N/A
00:00:00	0	N/A	N/A	N/A
01:00:00	0	N/A	N/A	N/A
02:00:00	0	N/A	N/A	N/A
03:00:00	0	N/A	N/A	N/A
04:00:00	0	N/A	N/A	N/A
05:00:00	0	N/A	N/A	N/A
06:00:00	0	N/A	N/A	N/A
07:00:00	0	N/A	N/A	N/A
08:00:00	0	N/A	N/A	N/A
09:00:00	13	20.6	0	0.0
10:00:00	38	15.3	0	0.0
11:00:00	19	18.7	0	0.0
12:00:00	30	20.2	1	37.5
13:00:00	34	16.4	0	0.0
14:00:00	38	15.2	0	0.0
15:00:00	23	17.2	0	0.0
16:00:00	28	17.8	0	0.0
17:00:00	30	16.6	0	0.0
18:00:00	29	18.7	0	0.0
19:00:00	29	16.3	0	0.0
20:00:00	11	22.5	0	0.0
21:00:00	10	24.3	0	0.0
22:00:00	3	27.5	0	0.0
23:00:00	5	26.5	0	0.0
00:00:00	0	N/A	N/A	N/A
01:00:00	1	27.5	0	0.0
02:00:00	1	27.5	0	0.0
03:00:00	0	N/A	N/A	N/A
04:00:00	0	N/A	N/A	N/A
05:00:00	1	27.5	0	0.0
06:00:00	5	27.5	0	0.0
07:00:00	11	28.0	0	0.0
08:00:00	12	22.3	0	0.0
09:00:00	28	17.1	1	37.5
10:00:00	39	14.9	0	0.0
11:00:00	36	14.7	0	0.0
12:00:00	45	14.4	0	0.0
13:00:00	40	13.9	0	0.0
14:00:00	43	14.4	0	0.0
15:00:00	43	12.6	0	0.0
16:00:00	31	16.9	0	0.0
17:00:00	24	13.9	0	0.0
18:00:00	16	18.1	0	0.0
19:00:00	10	24.3	0	0.0
20:00:00	6	23.8	0	0.0
21:00:00	3	29.2	0	0.0
22:00:00	4	18.1	0	0.0

Summary of Violators

Court Hill

Court Hill Junction

from Sun-Apr-27-2025-06-00-PM to Sun-Jun-08-2025-08-59-PM

23:00:00	2	22.5	0	0.0
00:00:00	0	N/A	N/A	N/A
01:00:00	0	N/A	N/A	N/A
02:00:00	0	N/A	N/A	N/A
03:00:00	0	N/A	N/A	N/A
04:00:00	0	N/A	N/A	N/A
05:00:00	6	25.0	0	0.0
06:00:00	13	22.3	1	42.5
07:00:00	37	16.7	0	0.0
08:00:00	43	15.0	0	0.0
09:00:00	32	17.7	0	0.0
10:00:00	45	13.7	0	0.0
11:00:00	31	13.3	0	0.0
12:00:00	35	14.1	0	0.0
13:00:00	31	15.7	0	0.0
14:00:00	24	18.3	0	0.0
15:00:00	26	17.2	0	0.0
16:00:00	31	14.0	0	0.0
17:00:00	26	21.1	1	37.5
18:00:00	16	19.4	0	0.0
19:00:00	12	17.5	1	37.5
20:00:00	10	18.8	1	37.5
21:00:00	10	21.8	0	0.0
22:00:00	4	22.5	0	0.0
23:00:00	3	22.5	0	0.0
00:00:00	0	N/A	N/A	N/A
01:00:00	1	27.5	0	0.0
02:00:00	1	27.5	0	0.0
03:00:00	1	27.5	0	0.0
04:00:00	1	22.5	0	0.0
05:00:00	8	18.8	0	0.0
06:00:00	11	23.0	0	0.0
07:00:00	20	18.3	0	0.0
08:00:00	25	16.2	0	0.0
09:00:00	29	17.6	0	0.0
10:00:00	28	15.3	0	0.0
11:00:00	28	14.1	0	0.0
12:00:00	34	15.1	0	0.0
13:00:00	37	14.7	0	0.0
14:00:00	37	15.1	1	37.5
15:00:00	38	13.3	0	0.0
16:00:00	48	11.6	0	0.0
17:00:00	67	10.2	0	0.0
18:00:00	16	19.5	0	0.0
19:00:00	19	17.4	0	0.0
20:00:00	25	18.8	1	37.5
21:00:00	26	20.3	1	37.5
22:00:00	7	22.9	0	0.0

Summary of Violators

Court Hill

from Sun-Apr-27-2025-06-00-PM to Sun-Jun-08-2025-08-59-PM

Court Hill Junction

23:00:00	9	26.9	0	0.0
00:00:00	1	32.5	0	0.0
01:00:00	2	25.0	0	0.0
02:00:00	0	N/A	N/A	N/A
03:00:00	0	N/A	N/A	N/A
04:00:00	1	27.5	0	0.0
05:00:00	6	26.7	1	37.5
06:00:00	16	22.5	0	0.0
07:00:00	32	14.6	0	0.0
08:00:00	28	13.7	0	0.0
09:00:00	21	16.8	0	0.0
10:00:00	32	13.4	0	0.0
11:00:00	30	17.3	0	0.0
12:00:00	46	13.0	0	0.0
13:00:00	43	11.7	0	0.0
14:00:00	37	14.0	0	0.0
15:00:00	46	13.0	0	0.0
16:00:00	44	13.7	0	0.0
17:00:00	46	13.3	0	0.0
18:00:00	15	22.7	0	0.0
19:00:00	14	22.3	0	0.0
20:00:00	13	21.2	1	37.5
21:00:00	20	19.8	1	37.5
22:00:00	11	23.2	0	0.0
23:00:00	2	32.5	0	0.0
00:00:00	2	30.0	1	37.5
01:00:00	0	N/A	N/A	N/A
02:00:00	0	N/A	N/A	N/A
03:00:00	0	N/A	N/A	N/A
04:00:00	1	22.5	0	0.0
05:00:00	8	26.9	0	0.0
06:00:00	12	28.1	3	39.2
07:00:00	30	16.0	0	0.0
08:00:00	40	13.3	0	0.0
09:00:00	37	14.2	0	0.0
10:00:00	45	12.3	0	0.0
11:00:00	36	15.8	0	0.0
12:00:00	36	15.2	0	0.0
13:00:00	33	13.7	0	0.0
14:00:00	43	11.5	0	0.0
15:00:00	52	12.4	0	0.0
16:00:00	58	12.4	0	0.0
17:00:00	54	11.3	0	0.0
18:00:00	26	17.7	0	0.0
19:00:00	15	21.2	0	0.0
20:00:00	9	19.7	0	0.0
21:00:00	29	15.3	0	0.0
22:00:00	17	17.6	0	0.0

Summary of Violators
 Court Hill
 Court Hill Junction

from Sun-Apr-27-2025-06-00-PM to Sun-Jun-08-2025-08-59-PM

23:00:00	1	27.5	0	0.0
00:00:00	5	25.5	0	0.0
01:00:00	1	27.5	0	0.0
02:00:00	0	N/A	N/A	N/A
03:00:00	1	27.5	0	0.0
04:00:00	0	N/A	N/A	N/A
05:00:00	6	27.5	1	37.5
06:00:00	7	21.4	0	0.0
07:00:00	13	25.8	0	0.0
08:00:00	17	19.9	0	0.0
09:00:00	35	12.9	0	0.0
10:00:00	31	15.7	0	0.0
11:00:00	45	14.8	1	37.5
12:00:00	28	18.1	0	0.0
13:00:00	39	13.8	1	37.5
14:00:00	20	21.4	0	0.0
15:00:00	31	17.7	0	0.0
16:00:00	39	15.6	0	0.0
17:00:00	37	15.9	0	0.0
18:00:00	43	17.0	0	0.0
19:00:00	17	20.6	0	0.0
20:00:00	19	22.4	0	0.0
21:00:00	13	24.6	0	0.0
22:00:00	8	22.2	0	0.0
23:00:00	8	22.2	0	0.0
00:00:00	1	22.5	0	0.0
01:00:00	4	26.3	0	0.0
02:00:00	0	N/A	N/A	N/A
03:00:00	0	N/A	N/A	N/A
04:00:00	1	27.5	0	0.0
05:00:00	6	22.1	0	0.0
06:00:00	5	24.0	1	37.5
07:00:00	4	21.9	0	0.0
08:00:00	14	21.8	0	0.0
09:00:00	24	16.8	0	0.0
10:00:00	37	14.5	0	0.0
11:00:00	27	18.7	0	0.0
12:00:00	36	15.6	0	0.0
13:00:00	21	14.8	0	0.0
14:00:00	33	14.8	0	0.0
15:00:00	36	13.2	0	0.0
16:00:00	39	15.8	0	0.0
17:00:00	32	20.2	0	0.0
18:00:00	24	20.3	0	0.0
19:00:00	14	20.2	0	0.0
20:00:00	11	19.1	0	0.0
21:00:00	8	25.6	0	0.0
22:00:00	5	21.0	0	0.0

Summary of Violators
Court Hill
Court Hill Junction

from Sun-Apr-27-2025-06-00-PM to Sun-Jun-08-2025-08-59-PM

23:00:00	1	22.5	0	0.0
00:00:00	0	N/A	N/A	N/A
01:00:00	0	N/A	N/A	N/A
02:00:00	0	N/A	N/A	N/A
03:00:00	2	27.5	0	0.0
04:00:00	1	32.5	0	0.0
05:00:00	7	22.1	0	0.0
06:00:00	17	20.7	0	0.0
07:00:00	63	8.8	1	37.5
08:00:00	62	10.4	0	0.0
09:00:00	52	11.5	0	0.0
10:00:00	29	15.3	0	0.0
11:00:00	29	17.9	0	0.0
12:00:00	36	14.9	0	0.0
13:00:00	36	13.2	0	0.0
14:00:00	45	13.3	0	0.0
15:00:00	52	12.0	0	0.0
16:00:00	55	12.1	0	0.0
17:00:00	41	15.4	0	0.0
18:00:00	24	17.9	0	0.0
19:00:00	19	17.6	1	37.5
20:00:00	15	17.0	0	0.0
21:00:00	14	26.1	1	37.5
22:00:00	3	20.8	0	0.0
23:00:00	1	22.5	0	0.0
00:00:00	0	N/A	N/A	N/A
01:00:00	1	17.5	0	0.0
02:00:00	0	N/A	N/A	N/A
03:00:00	0	N/A	N/A	N/A
04:00:00	0	N/A	N/A	N/A
05:00:00	8	26.3	0	0.0
06:00:00	18	17.8	0	0.0
07:00:00	60	12.8	0	0.0
08:00:00	72	10.1	0	0.0
09:00:00	31	12.5	0	0.0
10:00:00	24	17.4	0	0.0
11:00:00	30	18.8	0	0.0
12:00:00	30	16.4	0	0.0
13:00:00	31	16.5	0	0.0
14:00:00	44	13.2	0	0.0
15:00:00	46	13.7	0	0.0
16:00:00	58	10.7	0	0.0
17:00:00	52	13.8	0	0.0
18:00:00	35	13.1	0	0.0
19:00:00	26	14.5	0	0.0
20:00:00	17	21.2	1	37.5
21:00:00	15	20.7	0	0.0
22:00:00	2	22.5	0	0.0

Summary of Violators
Court Hill
Court Hill Junction

from Sun-Apr-27-2025-06-00-PM to Sun-Jun-08-2025-08-59-PM

23:00:00	1	32.5	0	0.0
00:00:00	0	N/A	N/A	N/A
01:00:00	0	N/A	N/A	N/A
02:00:00	1	32.5	0	0.0
03:00:00	0	N/A	N/A	N/A
04:00:00	1	22.5	0	0.0
05:00:00	5	24.5	0	0.0
06:00:00	25	18.0	0	0.0
07:00:00	58	13.7	2	37.5
08:00:00	85	8.1	0	0.0
09:00:00	48	10.6	0	0.0
10:00:00	45	14.5	0	0.0
11:00:00	37	12.4	0	0.0
12:00:00	45	12.8	0	0.0
13:00:00	34	16.0	0	0.0
14:00:00	45	11.9	1	37.5
15:00:00	48	10.9	0	0.0
16:00:00	61	11.5	0	0.0
17:00:00	48	12.7	0	0.0
18:00:00	27	19.3	1	37.5
19:00:00	33	15.8	0	0.0
20:00:00	28	19.6	0	0.0
21:00:00	15	20.8	0	0.0
22:00:00	6	25.8	0	0.0
23:00:00	2	25.0	0	0.0
00:00:00	2	30.0	1	37.5
01:00:00	0	N/A	N/A	N/A
02:00:00	1	27.5	0	0.0
03:00:00	1	32.5	0	0.0
04:00:00	0	N/A	N/A	N/A
05:00:00	8	22.2	0	0.0
06:00:00	21	18.9	0	0.0
07:00:00	51	11.1	0	0.0
08:00:00	63	10.9	0	0.0
09:00:00	50	13.4	0	0.0
10:00:00	19	16.8	0	0.0
11:00:00	33	15.2	0	0.0
12:00:00	40	14.3	0	0.0
13:00:00	30	14.8	0	0.0
14:00:00	44	12.1	0	0.0
15:00:00	48	11.3	0	0.0
16:00:00	44	14.8	0	0.0
17:00:00	37	14.7	1	37.5
18:00:00	20	18.8	1	37.5
19:00:00	23	22.8	0	0.0
20:00:00	11	19.5	0	0.0
21:00:00	12	24.8	1	37.5
22:00:00	4	26.3	0	0.0

Summary of Violators

Court Hill

Court Hill Junction

from Sun-Apr-27-2025-06-00-PM to Sun-Jun-08-2025-08-59-PM

23:00:00	3	22.5	0	0.0
00:00:00	2	27.5	0	0.0
01:00:00	1	32.5	0	0.0
02:00:00	0	N/A	N/A	N/A
03:00:00	0	N/A	N/A	N/A
04:00:00	3	16.7	0	0.0
05:00:00	8	28.1	1	37.5
06:00:00	15	20.2	0	0.0
07:00:00	35	12.9	0	0.0
08:00:00	69	10.8	0	0.0
09:00:00	36	13.8	0	0.0
10:00:00	42	13.8	0	0.0
11:00:00	29	13.1	0	0.0
12:00:00	20	14.9	0	0.0
13:00:00	29	13.0	0	0.0
14:00:00	49	12.2	2	37.5
15:00:00	53	12.5	0	0.0
16:00:00	54	12.9	0	0.0
17:00:00	43	11.1	0	0.0
18:00:00	21	21.1	0	0.0
19:00:00	14	13.9	0	0.0
20:00:00	19	19.9	0	0.0
21:00:00	13	21.3	0	0.0
22:00:00	13	23.5	1	37.5
23:00:00	6	19.6	0	0.0
00:00:00	2	32.5	0	0.0
01:00:00	2	27.5	0	0.0
02:00:00	1	27.5	0	0.0
03:00:00	0	N/A	N/A	N/A
04:00:00	0	N/A	N/A	N/A
05:00:00	2	27.5	0	0.0
06:00:00	5	26.5	0	0.0
07:00:00	12	25.2	0	0.0
08:00:00	19	18.4	0	0.0
09:00:00	17	22.5	0	0.0
10:00:00	15	20.3	0	0.0
11:00:00	27	20.7	0	0.0
12:00:00	30	15.8	1	37.5
13:00:00	32	12.9	0	0.0
14:00:00	31	19.7	0	0.0
15:00:00	29	15.9	0	0.0
16:00:00	31	18.5	0	0.0
17:00:00	31	18.2	0	0.0
18:00:00	11	25.2	0	0.0
19:00:00	19	18.6	0	0.0
20:00:00	5	20.0	0	0.0
21:00:00	6	25.0	0	0.0
22:00:00	10	19.5	0	0.0

Summary of Violators
Court Hill
Court Hill Junction

from Sun-Apr-27-2025-06-00-PM to Sun-Jun-08-2025-08-59-PM

23:00:00	3	22.5	0	0.0
----------	---	------	---	-----

Incoming Histogram

Court Hill

Court Hill Junction

from Sun-Apr-27-2025-06-00-PM to Sun-Jun-08-2025-08-59-PM

Date	Starting Hr:min	<15	15 to <20	20 to <25	25 to <30	30 to <35	35 to <40	40 to <45	45 to <50	50 to <55	55 to <60	60 to <65	65 to <70	70 to <75	75 to <80	80 to <85	85 to <90	90 to <95	95 to <100	100 to >105	Total Counts	Avg Speed (MPH)	85pct Speed	10MPH Pace	% in pace	# of Speeders	% Speeders	
27/04/2025	00:00	*	*	*	*	*	*	*	*	*	*	*	*	*	*	*	*	*	*	*	*	*	*	*	*	*	*	
27/04/2025	01:00	*	*	*	*	*	*	*	*	*	*	*	*	*	*	*	*	*	*	*	*	*	*	*	*	*	*	
27/04/2025	02:00	*	*	*	*	*	*	*	*	*	*	*	*	*	*	*	*	*	*	*	*	*	*	*	*	*	*	
27/04/2025	03:00	*	*	*	*	*	*	*	*	*	*	*	*	*	*	*	*	*	*	*	*	*	*	*	*	*	*	
27/04/2025	04:00	*	*	*	*	*	*	*	*	*	*	*	*	*	*	*	*	*	*	*	*	*	*	*	*	*	*	
27/04/2025	05:00	*	*	*	*	*	*	*	*	*	*	*	*	*	*	*	*	*	*	*	*	*	*	*	*	*	*	
27/04/2025	06:00	*	*	*	*	*	*	*	*	*	*	*	*	*	*	*	*	*	*	*	*	*	*	*	*	*	*	
27/04/2025	07:00	*	*	*	*	*	*	*	*	*	*	*	*	*	*	*	*	*	*	*	*	*	*	*	*	*	*	
27/04/2025	08:00	*	*	*	*	*	*	*	*	*	*	*	*	*	*	*	*	*	*	*	*	*	*	*	*	*	*	
27/04/2025	09:00	*	*	*	*	*	*	*	*	*	*	*	*	*	*	*	*	*	*	*	*	*	*	*	*	*	*	
27/04/2025	10:00	*	*	*	*	*	*	*	*	*	*	*	*	*	*	*	*	*	*	*	*	*	*	*	*	*	*	
27/04/2025	11:00	*	*	*	*	*	*	*	*	*	*	*	*	*	*	*	*	*	*	*	*	*	*	*	*	*	*	
27/04/2025	12:00	*	*	*	*	*	*	*	*	*	*	*	*	*	*	*	*	*	*	*	*	*	*	*	*	*	*	
27/04/2025	13:00	*	*	*	*	*	*	*	*	*	*	*	*	*	*	*	*	*	*	*	*	*	*	*	*	*	*	
27/04/2025	14:00	*	*	*	*	*	*	*	*	*	*	*	*	*	*	*	*	*	*	*	*	*	*	*	*	*	*	
27/04/2025	15:00	*	*	*	*	*	*	*	*	*	*	*	*	*	*	*	*	*	*	*	*	*	*	*	*	*	*	
27/04/2025	16:00	*	*	*	*	*	*	*	*	*	*	*	*	*	*	*	*	*	*	*	*	*	*	*	*	*	*	
27/04/2025	17:00	*	*	*	*	*	*	*	*	*	*	*	*	*	*	*	*	*	*	*	*	*	*	*	*	*	*	
27/04/2025	18:00	1	4	3	13	5	0	0	0	0	0	0	0	0	0	0	0	0	0	0	0	26	25.5	31	25 to 35	69.2	*	*
27/04/2025	19:00	0	2	6	6	5	1	0	0	0	0	0	0	0	0	0	0	0	0	0	0	20	26.4	33	20 to 30	60.0	1	5.0
27/04/2025	20:00	0	2	3	4	0	1	1	0	0	0	0	0	0	0	0	0	0	0	0	0	11	26.2	30	20 to 30	63.6	2	18.2
27/04/2025	21:00	1	1	7	4	2	2	0	0	0	0	0	0	0	0	0	0	0	0	0	0	17	25.5	32.5	20 to 30	64.7	2	11.8
27/04/2025	22:00	2	1	0	1	2	2	0	0	0	0	0	0	0	0	0	0	0	0	0	0	8	25.8	37.5	30 to 40	50.0	2	25.0
27/04/2025	23:00	0	0	0	1	0	0	0	0	0	0	0	0	0	0	0	0	0	0	0	0	1	27	30	20 to 30	100.0	*	*
24 Hr Summary		4	10	19	29	14	6	1	0	0	0	0	0	0	0	0	0	0	0	0	0	83	25.9	33.2	20 to 30	57.8	7	8.4

Incoming Histogram

Court Hill

Court Hill Junction

from Sun-Apr-27-2025-06-00-PM to Sun-Jun-08-2025-08-59-PM

Date	Starting Hr:min	<15	15 to <20	20 to <25	25 to <30	30 to <35	35 to <40	40 to <45	45 to <50	50 to <55	55 to <60	60 to <65	65 to <70	70 to <75	75 to <80	80 to <85	85 to <90	90 to <95	95 to <100	100 to >105	Total Counts	Avg Speed (MPH)	85pct Speed	10MPH Pace	% in pace	# of Speeders	% Speeders	
28/04/2025	00:00	0	0	0	0	0	0	0	0	0	0	0	0	0	0	0	0	0	0	0	0	0	0	*	*	*	*	
28/04/2025	01:00	0	0	0	0	0	0	0	0	0	0	0	0	0	0	0	0	0	0	0	0	0	0	*	*	*	*	
28/04/2025	02:00	0	0	0	0	0	0	0	0	0	0	0	0	0	0	0	0	0	0	0	0	0	0	*	*	*	*	
28/04/2025	03:00	0	0	0	0	0	0	0	1	0	0	0	0	0	0	0	0	0	0	0	0	1	47	50	40 to 50	100.0	1	100.0
28/04/2025	04:00	0	0	0	1	0	1	0	0	0	0	0	0	0	0	0	0	0	0	0	0	2	32	40	20 to 30	50.0	1	50.0
28/04/2025	05:00	0	0	2	7	6	2	1	0	0	0	0	0	0	0	0	0	0	0	0	0	18	30.2	35	25 to 35	72.2	3	16.7
28/04/2025	06:00	2	1	4	10	3	5	0	0	0	0	0	0	0	0	0	0	0	0	0	0	25	27.5	36	20 to 30	56.0	5	20.0
28/04/2025	07:00	1	14	26	51	15	3	0	0	0	0	0	0	0	0	0	0	0	0	0	0	110	25.7	30.7	20 to 30	70.0	3	2.7
28/04/2025	08:00	1	5	31	54	17	1	1	0	0	0	0	0	0	0	0	0	0	0	0	0	110	26.3	30.9	20 to 30	77.3	2	1.8
28/04/2025	09:00	5	10	17	22	8	2	0	0	0	0	0	0	0	0	0	0	0	0	0	0	64	24.2	30	20 to 30	60.9	2	3.1
28/04/2025	10:00	1	5	22	24	9	0	0	0	0	0	0	0	0	0	0	0	0	0	0	0	61	25.2	30	20 to 30	75.4	*	*
28/04/2025	11:00	2	7	9	28	9	0	0	0	0	0	0	0	0	0	0	0	0	0	0	0	55	25.5	30.6	20 to 30	67.3	*	*
28/04/2025	12:00	3	2	16	32	9	0	0	0	0	0	0	0	0	0	0	0	0	0	0	0	62	25.7	30	20 to 30	77.4	*	*
28/04/2025	13:00	0	6	17	35	6	2	0	0	0	0	0	0	0	0	0	0	0	0	0	0	66	25.9	29.7	20 to 30	78.8	2	3.0
28/04/2025	14:00	1	6	14	26	8	0	0	0	0	0	0	0	0	0	0	0	0	0	0	0	55	25.5	30	20 to 30	72.7	*	*
28/04/2025	15:00	2	4	12	33	13	1	0	0	0	0	0	0	0	0	0	0	0	0	0	0	65	26.5	31.5	25 to 35	70.8	1	1.5
28/04/2025	16:00	2	5	23	44	15	2	0	0	0	0	0	0	0	0	0	0	0	0	0	0	91	26.3	31	20 to 30	73.6	2	2.2
28/04/2025	17:00	2	6	17	33	9	0	0	0	0	0	0	0	0	0	0	0	0	0	0	0	67	25.4	29.8	20 to 30	74.6	*	*
28/04/2025	18:00	1	5	9	21	8	2	0	0	0	0	0	0	0	0	0	0	0	0	0	0	46	26.2	31.9	20 to 30	65.2	2	4.3
28/04/2025	19:00	0	3	2	17	2	2	2	0	0	0	0	0	0	0	0	0	0	0	0	0	28	28	35	20 to 30	67.9	4	14.3
28/04/2025	20:00	0	2	4	6	4	1	0	0	0	0	0	0	0	0	0	0	0	0	0	0	17	26.5	32.5	20 to 30	58.8	1	5.9
28/04/2025	21:00	0	1	2	3	3	1	0	0	0	0	0	0	0	0	0	0	0	0	0	0	10	27.8	33.3	25 to 35	60.0	1	10.0
28/04/2025	22:00	2	1	3	4	1	2	0	0	0	0	0	0	0	0	0	0	0	0	0	0	13	24.8	35	20 to 30	53.8	2	15.4
28/04/2025	23:00	1	0	0	0	0	1	3	0	0	0	0	0	0	0	0	0	0	0	0	0	5	35	43.3	35 to 45	80.0	4	80.0
24 Hr Summary		26	83	230	451	145	28	7	1	0	0	0	0	0	0	0	0	0	0	0	0	971	26	31.2	20 to 30	70.1	36	3.7

Incoming Histogram

Court Hill

Court Hill Junction

from Sun-Apr-27-2025-06-00-PM to Sun-Jun-08-2025-08-59-PM

Date	Starting Hr:min	<15	15 to <20	20 to <25	25 to <30	30 to <35	35 to <40	40 to <45	45 to <50	50 to <55	55 to <60	60 to <65	65 to <70	70 to <75	75 to <80	80 to <85	85 to <90	90 to <95	95 to <100	100 to >105	Total Counts	Avg Speed (MPH)	85pct Speed	10MPH Pace	% in pace	# of Speeders	% Speeders	
29/04/2025	00:00	0	0	0	0	0	0	1	0	0	0	0	0	0	0	0	0	0	0	0	0	1	42	45	35 to 45	100.0	1	100.0
29/04/2025	01:00	0	0	0	0	0	0	0	0	0	0	0	0	0	0	0	0	0	0	0	0	0	0	0	*	*	*	*
29/04/2025	02:00	0	0	0	0	1	0	0	0	0	0	0	0	0	0	0	0	0	0	0	0	1	32	35	25 to 35	100.0	*	*
29/04/2025	03:00	0	0	0	0	0	0	0	0	0	0	0	0	0	0	0	0	0	0	0	0	0	0	0	*	*	*	*
29/04/2025	04:00	0	0	0	0	0	1	0	0	0	0	0	0	0	0	0	0	0	0	0	0	1	37	40	30 to 40	100.0	1	100.0
29/04/2025	05:00	0	0	2	7	3	1	2	0	0	0	0	0	0	0	0	0	0	0	0	0	15	30.1	40	25 to 35	66.7	3	20.0
29/04/2025	06:00	0	0	4	8	12	4	0	0	0	0	0	0	0	0	0	0	0	0	0	0	28	30.1	35	25 to 35	71.4	4	14.3
29/04/2025	07:00	6	6	15	40	28	1	0	0	0	0	0	0	0	0	0	0	0	0	0	0	96	26.6	32.7	25 to 35	70.8	1	1.0
29/04/2025	08:00	2	6	19	62	19	2	2	0	0	0	0	0	0	0	0	0	0	0	0	0	112	27.1	31.6	20 to 30	72.3	4	3.6
29/04/2025	09:00	0	7	18	28	14	1	0	0	0	0	0	0	0	0	0	0	0	0	0	0	68	26.2	31.8	20 to 30	67.6	1	1.5
29/04/2025	10:00	1	3	13	29	6	1	1	0	0	0	0	0	0	0	0	0	0	0	0	0	54	26.3	30	20 to 30	77.8	2	3.7
29/04/2025	11:00	2	3	19	30	7	0	0	0	0	0	0	0	0	0	0	0	0	0	0	0	61	25.3	29.7	20 to 30	80.3	*	*
29/04/2025	12:00	1	4	16	26	3	1	1	0	0	0	0	0	0	0	0	0	0	0	0	0	52	25.5	29.4	20 to 30	80.8	2	3.8
29/04/2025	13:00	4	5	17	17	4	0	0	0	0	0	0	0	0	0	0	0	0	0	0	0	47	23.5	29.1	20 to 30	72.3	*	*
29/04/2025	14:00	3	11	13	22	6	0	0	0	0	0	0	0	0	0	0	0	0	0	0	0	55	23.8	29.5	20 to 30	63.6	*	*
29/04/2025	15:00	2	4	21	36	9	2	0	0	0	0	0	0	0	0	0	0	0	0	0	0	74	25.9	30	20 to 30	77.0	2	2.7
29/04/2025	16:00	0	7	32	37	13	2	0	0	0	0	0	0	0	0	0	0	0	0	0	0	91	25.8	30.4	20 to 30	75.8	2	2.2
29/04/2025	17:00	1	4	25	46	15	0	0	0	0	0	0	0	0	0	0	0	0	0	0	0	91	26.2	30.3	20 to 30	78.0	*	*
29/04/2025	18:00	3	3	14	21	13	1	0	0	0	0	0	0	0	0	0	0	0	0	0	0	55	26.1	32.3	20 to 30	63.6	1	1.8
29/04/2025	19:00	1	2	7	19	4	4	1	0	0	0	0	0	0	0	0	0	0	0	0	0	38	27.4	33.8	20 to 30	68.4	5	13.2
29/04/2025	20:00	1	4	8	7	1	1	0	0	0	0	0	0	0	0	0	0	0	0	0	0	22	23.7	29.3	20 to 30	68.2	1	4.5
29/04/2025	21:00	1	3	0	10	2	1	1	0	0	0	0	0	0	0	0	0	0	0	0	0	18	26.7	32.5	25 to 35	66.7	2	11.1
29/04/2025	22:00	0	0	2	5	1	2	0	0	0	0	0	0	0	0	0	0	0	0	0	0	10	28.6	35	20 to 30	70.0	2	20.0
29/04/2025	23:00	0	0	2	2	0	0	0	0	0	0	0	0	0	0	0	0	0	0	0	0	4	24.5	27.5	20 to 30	100.0	*	*
24 Hr Summary		28	72	247	452	161	25	9	0	0	0	0	0	0	0	0	0	0	0	0	0	994	26.1	31.4	20 to 30	70.3	34	3.4

Incoming Histogram

Court Hill

Court Hill Junction

from Sun-Apr-27-2025-06-00-PM to Sun-Jun-08-2025-08-59-PM

Date	Starting Hr:min	<15	15 to <20	20 to <25	25 to <30	30 to <35	35 to <40	40 to <45	45 to <50	50 to <55	55 to <60	60 to <65	65 to <70	70 to <75	75 to <80	80 to <85	85 to <90	90 to <95	95 to <100	100 to >105	Total Counts	Avg Speed (MPH)	85pct Speed	10MPH Pace	% in pace	# of Speeders	% Speeders	
30/04/2025	00:00	1	0	3	0	0	0	0	0	0	0	0	0	0	0	0	0	0	0	0	0	4	18.5	23.3	15 to 25	75.0	*	*
30/04/2025	01:00	0	0	0	0	1	0	0	0	0	0	0	0	0	0	0	0	0	0	0	0	1	32	35	25 to 35	100.0	*	*
30/04/2025	02:00	0	0	0	0	0	0	0	0	0	0	0	0	0	0	0	0	0	0	0	0	0	0	0	*	*	*	*
30/04/2025	03:00	0	0	0	0	0	0	0	0	0	0	0	0	0	0	0	0	0	0	0	0	0	0	0	*	*	*	*
30/04/2025	04:00	0	0	1	1	1	0	0	0	0	0	0	0	0	0	0	0	0	0	0	0	3	27	35	20 to 30	66.7	*	*
30/04/2025	05:00	0	1	0	5	6	2	1	0	0	0	0	0	0	0	0	0	0	0	0	0	15	30.8	37.5	25 to 35	73.3	3	20.0
30/04/2025	06:00	0	1	5	9	10	1	1	0	0	0	0	0	0	0	0	0	0	0	0	0	27	28.7	34	25 to 35	70.4	2	7.4
30/04/2025	07:00	3	8	26	45	16	4	1	0	0	0	0	0	0	0	0	0	0	0	0	0	103	26.2	31.9	20 to 30	68.9	5	4.9
30/04/2025	08:00	4	19	37	47	11	1	0	0	0	0	0	0	0	0	0	0	0	0	0	0	119	24.2	29.4	20 to 30	70.6	1	0.8
30/04/2025	09:00	1	5	14	28	8	2	0	0	0	0	0	0	0	0	0	0	0	0	0	0	58	25.9	30.6	20 to 30	72.4	2	3.4
30/04/2025	10:00	2	8	17	27	5	0	0	0	0	0	0	0	0	0	0	0	0	0	0	0	59	24.4	29.3	20 to 30	74.6	*	*
30/04/2025	11:00	4	15	15	14	9	1	0	0	0	0	0	0	0	0	0	0	0	0	0	0	58	23.3	30.6	15 to 25	51.7	1	1.7
30/04/2025	12:00	5	10	13	24	3	0	0	0	0	0	0	0	0	0	0	0	0	0	0	0	55	23.2	29	20 to 30	67.3	*	*
30/04/2025	13:00	4	11	26	6	3	0	0	0	0	0	0	0	0	0	0	0	0	0	0	0	50	21.6	25.8	15 to 25	74.0	*	*
30/04/2025	14:00	4	13	21	18	2	3	0	0	0	0	0	0	0	0	0	0	0	0	0	0	61	23.1	28.9	20 to 30	63.9	3	4.9
30/04/2025	15:00	6	10	24	43	6	2	0	0	0	0	0	0	0	0	0	0	0	0	0	0	91	24.4	29.3	20 to 30	73.6	2	2.2
30/04/2025	16:00	2	5	27	41	13	4	1	0	0	0	0	0	0	0	0	0	0	0	0	0	93	26.4	31.5	20 to 30	73.1	5	5.4
30/04/2025	17:00	3	9	24	58	17	1	1	0	0	0	0	0	0	0	0	0	0	0	0	0	113	26.1	30.6	20 to 30	72.6	2	1.8
30/04/2025	18:00	0	4	6	28	10	0	0	0	0	0	0	0	0	0	0	0	0	0	0	0	48	26.9	31.5	25 to 35	79.2	*	*
30/04/2025	19:00	2	3	10	23	7	1	1	0	0	0	0	0	0	0	0	0	0	0	0	0	47	26.2	31.4	20 to 30	70.2	2	4.3
30/04/2025	20:00	2	4	3	15	1	0	0	0	0	0	0	0	0	0	0	0	0	0	0	0	25	24.1	29	20 to 30	72.0	*	*
30/04/2025	21:00	4	9	7	3	2	1	0	0	0	0	0	0	0	0	0	0	0	0	0	0	26	20.9	28.3	15 to 25	61.5	1	3.8
30/04/2025	22:00	0	5	2	9	2	0	0	0	0	0	0	0	0	0	0	0	0	0	0	0	18	24.4	29.4	20 to 30	61.1	*	*
30/04/2025	23:00	1	2	2	0	1	0	0	0	0	0	0	0	0	0	0	0	0	0	0	0	6	20.5	25	15 to 25	66.7	*	*
24 Hr Summary		48	142	283	444	134	23	6	0	0	0	0	0	0	0	0	0	0	0	0	0	1080	24.9	30	20 to 30	67.3	29	2.7

Incoming Histogram

Court Hill

Court Hill Junction

from Sun-Apr-27-2025-06-00-PM to Sun-Jun-08-2025-08-59-PM

Date	Starting Hr:min	<15	15 to <20	20 to <25	25 to <30	30 to <35	35 to <40	40 to <45	45 to <50	50 to <55	55 to <60	60 to <65	65 to <70	70 to <75	75 to <80	80 to <85	85 to <90	90 to <95	95 to <100	100 to >105	Total Counts	Avg Speed (MPH)	85pct Speed	10MPH Pace	% in pace	# of Speeders	% Speeders
01/05/2025	00:00	0	0	1	0	0	1	1	0	0	0	0	0	0	0	0	0	0	0	0	3	33.7	45	35 to 45	66.7	2	66.7
01/05/2025	01:00	0	0	0	1	0	0	0	0	0	0	0	0	0	0	0	0	0	0	0	1	27	30	20 to 30	100.0	*	*
01/05/2025	02:00	0	0	0	0	0	0	0	0	0	0	0	0	0	0	0	0	0	0	0	0	0	0	*	*	*	*
01/05/2025	03:00	0	0	0	0	1	0	0	0	0	0	0	0	0	0	0	0	0	0	0	1	32	35	25 to 35	100.0	*	*
01/05/2025	04:00	0	0	0	0	1	0	0	0	0	0	0	0	0	0	0	0	0	0	0	1	32	35	25 to 35	100.0	*	*
01/05/2025	05:00	0	1	1	3	4	3	3	0	0	0	0	0	0	0	0	0	0	0	0	15	32.3	41.7	25 to 35	46.7	6	40.0
01/05/2025	06:00	0	0	2	9	6	4	2	0	0	0	0	0	0	0	0	0	0	0	0	23	31.1	38.8	25 to 35	65.2	6	26.1
01/05/2025	07:00	3	10	21	51	21	5	0	0	0	0	0	0	0	0	0	0	0	0	0	111	26.5	32.1	20 to 30	64.9	5	4.5
01/05/2025	08:00	5	9	26	56	17	8	0	0	0	0	0	0	0	0	0	0	0	0	0	121	26.3	32.1	20 to 30	67.8	8	6.6
01/05/2025	09:00	6	4	14	37	7	1	0	0	0	0	0	0	0	0	0	0	0	0	0	69	25	29.7	20 to 30	73.9	1	1.4
01/05/2025	10:00	5	8	18	20	5	3	0	0	0	0	0	0	0	0	0	0	0	0	0	59	24.1	29.8	20 to 30	64.4	3	5.1
01/05/2025	11:00	2	3	14	26	5	0	1	0	0	0	0	0	0	0	0	0	0	0	0	51	25.6	29.6	20 to 30	78.4	1	2.0
01/05/2025	12:00	1	7	15	28	8	0	0	0	0	0	0	0	0	0	0	0	0	0	0	59	25.4	29.8	20 to 30	72.9	*	*
01/05/2025	13:00	1	5	16	24	6	2	0	0	0	0	0	0	0	0	0	0	0	0	0	54	25.6	30	20 to 30	74.1	2	3.7
01/05/2025	14:00	3	11	17	34	8	1	0	0	0	0	0	0	0	0	0	0	0	0	0	74	24.8	29.7	20 to 30	68.9	1	1.4
01/05/2025	15:00	6	4	26	49	11	2	0	0	0	0	0	0	0	0	0	0	0	0	0	98	25.5	29.8	20 to 30	76.5	2	2.0
01/05/2025	16:00	0	4	13	38	10	4	0	0	0	0	0	0	0	0	0	0	0	0	0	69	27.1	32	20 to 30	73.9	4	5.8
01/05/2025	17:00	2	8	24	37	10	2	0	0	0	0	0	0	0	0	0	0	0	0	0	83	25.4	30	20 to 30	73.5	2	2.4
01/05/2025	18:00	2	6	10	25	10	1	0	0	0	0	0	0	0	0	0	0	0	0	0	54	25.9	31.5	20 to 30	64.8	1	1.9
01/05/2025	19:00	0	1	13	24	12	3	0	0	0	0	0	0	0	0	0	0	0	0	0	53	27.5	32.9	20 to 30	69.8	3	5.7
01/05/2025	20:00	0	1	6	11	3	2	0	0	0	0	0	0	0	0	0	0	0	0	0	23	26.9	33.3	20 to 30	73.9	2	8.7
01/05/2025	21:00	2	1	1	9	6	2	0	0	0	0	0	0	0	0	0	0	0	0	0	21	27.3	34.2	25 to 35	71.4	2	9.5
01/05/2025	22:00	0	3	3	6	3	1	0	0	0	0	0	0	0	0	0	0	0	0	0	16	25.9	33.3	20 to 30	56.3	1	6.3
01/05/2025	23:00	0	1	1	2	3	0	0	0	0	0	0	0	0	0	0	0	0	0	0	7	27.1	33.3	25 to 35	71.4	*	*
24 Hr Summary		38	87	242	490	157	45	7	0	0	0	0	0	0	0	0	0	0	0	0	1066	26.1	31.6	20 to 30	68.7	52	4.9

Incoming Histogram
 Court Hill
 Court Hill Junction

from Sun-Apr-27-2025-06-00-PM to Sun-Jun-08-2025-08-59-PM

Date	Starting Hr:min	<15	15 to <20	20 to <25	25 to <30	30 to <35	35 to <40	40 to <45	45 to <50	50 to <55	55 to <60	60 to <65	65 to <70	70 to <75	75 to <80	80 to <85	85 to <90	90 to <95	95 to <100	100 to >105	Total Counts	Avg Speed (MPH)	85pct Speed	10MPH Pace	% in pace	# of Speeders	% Speeders
02/05/2025	00:00	0	0	3	0	3	0	0	0	0	0	0	0	0	0	0	0	0	0	0	6	27	33.3	15 to 25	50.0	*	*
02/05/2025	01:00	0	0	0	0	0	0	0	0	0	0	0	0	0	0	0	0	0	0	0	0	0	0	*	*	*	*
02/05/2025	02:00	0	0	0	0	0	0	0	0	0	0	0	0	0	0	0	0	0	0	0	0	0	0	*	*	*	*
02/05/2025	03:00	0	0	0	0	0	0	0	0	0	0	0	0	0	0	0	0	0	0	0	0	0	0	*	*	*	*
02/05/2025	04:00	0	0	0	0	0	0	0	0	0	0	0	0	0	0	0	0	0	0	0	0	0	0	*	*	*	*
02/05/2025	05:00	0	1	0	4	5	2	3	0	0	0	0	0	0	0	0	0	0	0	0	15	32.4	41.7	25 to 35	60.0	5	33.3
02/05/2025	06:00	0	0	5	7	10	4	0	0	0	0	0	0	0	0	0	0	0	0	0	26	29.6	35	25 to 35	65.4	4	15.4
02/05/2025	07:00	0	5	25	38	18	3	0	0	0	0	0	0	0	0	0	0	0	0	0	89	26.8	32.2	20 to 30	70.8	3	3.4
02/05/2025	08:00	0	13	28	57	15	1	0	0	0	0	0	0	0	0	0	0	0	0	0	114	25.8	29.9	20 to 30	74.6	1	0.9
02/05/2025	09:00	4	2	21	33	8	0	0	0	0	0	0	0	0	0	0	0	0	0	0	68	25.1	29.7	20 to 30	79.4	*	*
02/05/2025	10:00	5	4	15	37	7	1	0	0	0	0	0	0	0	0	0	0	0	0	0	69	25.2	29.7	20 to 30	75.4	1	1.4
02/05/2025	11:00	5	10	10	27	3	2	0	0	0	0	0	0	0	0	0	0	0	0	0	57	23.8	29.3	20 to 30	64.9	2	3.5
02/05/2025	12:00	3	15	24	29	8	2	0	0	0	0	0	0	0	0	0	0	0	0	0	81	24.2	29.7	20 to 30	65.4	2	2.5
02/05/2025	13:00	1	4	13	22	4	0	0	0	0	0	0	0	0	0	0	0	0	0	0	44	25	29.3	20 to 30	79.5	*	*
02/05/2025	14:00	3	6	23	31	12	1	1	0	0	0	0	0	0	0	0	0	0	0	0	77	25.6	30.8	20 to 30	70.1	2	2.6
02/05/2025	15:00	3	9	28	36	10	0	1	0	0	0	0	0	0	0	0	0	0	0	0	87	24.9	29.7	20 to 30	73.6	1	1.1
02/05/2025	16:00	1	7	22	36	15	6	0	0	0	0	0	0	0	0	0	0	0	0	0	87	26.7	32.7	20 to 30	66.7	6	6.9
02/05/2025	17:00	4	9	23	26	7	3	0	0	0	0	0	0	0	0	0	0	0	0	0	72	24.5	29.8	20 to 30	68.1	3	4.2
02/05/2025	18:00	1	2	11	28	8	0	0	0	0	0	0	0	0	0	0	0	0	0	0	50	26.3	30	20 to 30	78.0	*	*
02/05/2025	19:00	3	2	9	15	4	1	0	0	0	0	0	0	0	0	0	0	0	0	0	34	24.9	30	20 to 30	70.6	1	2.9
02/05/2025	20:00	0	0	9	7	4	3	1	0	0	0	0	0	0	0	0	0	0	0	0	24	28	35	20 to 30	66.7	4	16.7
02/05/2025	21:00	3	8	8	3	4	0	0	0	0	0	0	0	0	0	0	0	0	0	0	26	21.7	30	15 to 25	61.5	*	*
02/05/2025	22:00	0	5	7	7	3	1	1	0	0	0	0	0	0	0	0	0	0	0	0	24	25.3	31.7	20 to 30	58.3	2	8.3
02/05/2025	23:00	0	0	1	2	2	1	0	0	0	0	0	0	0	0	0	0	0	0	0	6	29.5	35	25 to 35	66.7	1	16.7
24 Hr Summary		36	102	285	445	150	31	7	0	0	0	0	0	0	0	0	0	0	0	0	1056	25.6	31	20 to 30	69.1	38	3.6

Incoming Histogram
 Court Hill
 Court Hill Junction

from Sun-Apr-27-2025-06-00-PM to Sun-Jun-08-2025-08-59-PM

Date	Starting Hr:min	<15	15 to <20	20 to <25	25 to <30	30 to <35	35 to <40	40 to <45	45 to <50	50 to <55	55 to <60	60 to <65	65 to <70	70 to <75	75 to <80	80 to <85	85 to <90	90 to <95	95 to <100	100 to >105	Total Counts	Avg Speed (MPH)	85pct Speed	10MPH Pace	% in pace	# of Speeders	% Speeders
03/05/2025	00:00	0	0	1	0	0	0	0	0	0	0	0	0	0	0	0	0	0	0	0	1	22	25	15 to 25	100.0	*	*
03/05/2025	01:00	0	0	0	0	0	0	0	0	0	0	0	0	0	0	0	0	0	0	0	0	0	0	*	*	*	*
03/05/2025	02:00	0	0	0	0	0	0	0	0	0	0	0	0	0	0	0	0	0	0	0	0	0	0	*	*	*	*
03/05/2025	03:00	0	0	0	0	0	0	0	0	0	0	0	0	0	0	0	0	0	0	0	0	0	0	*	*	*	*
03/05/2025	04:00	0	1	0	0	0	0	0	0	0	0	0	0	0	0	0	0	0	0	0	1	17	20	10 to 20	100.0	*	*
03/05/2025	05:00	0	0	0	2	0	1	1	0	0	0	0	0	0	0	0	0	0	0	0	4	33.3	40	20 to 30	50.0	2	50.0
03/05/2025	06:00	2	0	1	3	2	0	0	0	0	0	0	0	0	0	0	0	0	0	0	8	23.9	32.5	25 to 35	62.5	*	*
03/05/2025	07:00	2	4	2	12	5	0	0	0	0	0	0	0	0	0	0	0	0	0	0	25	24.9	31	25 to 35	68.0	*	*
03/05/2025	08:00	0	4	2	25	5	2	0	0	0	0	0	0	0	0	0	0	0	0	0	38	27.2	31	25 to 35	78.9	2	5.3
03/05/2025	09:00	3	7	11	19	15	3	0	0	0	0	0	0	0	0	0	0	0	0	0	58	26.2	33	25 to 35	58.6	3	5.2
03/05/2025	10:00	2	4	14	24	12	2	1	0	0	0	0	0	0	0	0	0	0	0	0	59	26.5	32.5	20 to 30	64.4	3	5.1
03/05/2025	11:00	2	2	29	41	9	2	0	0	0	0	0	0	0	0	0	0	0	0	0	85	25.9	29.8	20 to 30	82.4	2	2.4
03/05/2025	12:00	1	4	9	28	6	3	0	0	0	0	0	0	0	0	0	0	0	0	0	51	26.5	30.8	20 to 30	72.5	3	5.9
03/05/2025	13:00	1	6	12	34	16	2	0	0	0	0	0	0	0	0	0	0	0	0	0	71	26.8	32.2	25 to 35	70.4	2	2.8
03/05/2025	14:00	0	4	18	28	9	2	0	0	0	0	0	0	0	0	0	0	0	0	0	61	26.3	31.1	20 to 30	75.4	2	3.3
03/05/2025	15:00	1	6	12	40	8	2	0	0	0	0	0	0	0	0	0	0	0	0	0	69	26.2	30	20 to 30	75.4	2	2.9
03/05/2025	16:00	1	2	8	31	4	2	0	0	0	0	0	0	0	0	0	0	0	0	0	48	26.6	29.8	20 to 30	81.3	2	4.2
03/05/2025	17:00	1	3	16	24	12	2	0	0	0	0	0	0	0	0	0	0	0	0	0	58	26.5	32.1	20 to 30	69.0	2	3.4
03/05/2025	18:00	2	2	6	14	6	3	0	0	0	0	0	0	0	0	0	0	0	0	0	33	26.7	33.3	20 to 30	60.6	3	9.1
03/05/2025	19:00	0	3	10	17	5	3	0	0	0	0	0	0	0	0	0	0	0	0	0	38	26.6	32	20 to 30	71.1	3	7.9
03/05/2025	20:00	1	0	6	7	2	0	0	0	0	0	0	0	0	0	0	0	0	0	0	16	25.1	30	20 to 30	81.3	*	*
03/05/2025	21:00	0	1	4	6	4	0	1	0	0	0	0	0	0	0	0	0	0	0	0	16	27.5	33.8	20 to 30	62.5	1	6.3
03/05/2025	22:00	0	1	1	2	3	0	3	0	0	0	0	0	0	0	0	0	0	0	0	10	31.7	41.7	25 to 35	50.0	3	30.0
03/05/2025	23:00	0	0	1	2	2	2	0	0	0	0	0	0	0	0	0	0	0	0	0	7	30.6	37.5	25 to 35	57.1	2	28.6
24 Hr Summary		19	54	163	359	125	31	6	0	0	0	0	0	0	0	0	0	0	0	0	757	26.5	31.9	20 to 30	69.0	37	4.9

Incoming Histogram

Court Hill

Court Hill Junction

from Sun-Apr-27-2025-06-00-PM to Sun-Jun-08-2025-08-59-PM

Date	Starting Hr:min	<15	15 to <20	20 to <25	25 to <30	30 to <35	35 to <40	40 to <45	45 to <50	50 to <55	55 to <60	60 to <65	65 to <70	70 to <75	75 to <80	80 to <85	85 to <90	90 to <95	95 to <100	100 to >105	Total Counts	Avg Speed (MPH)	85pct Speed	10MPH Pace	% in pace	# of Speeders	% Speeders
04/05/2025	00:00	0	0	1	0	0	2	0	0	0	0	0	0	0	0	0	0	0	0	0	3	32	40	30 to 40	66.7	2	66.7
04/05/2025	01:00	0	0	0	1	1	1	0	0	0	0	0	0	0	0	0	0	0	0	0	3	32	40	25 to 35	66.7	1	33.3
04/05/2025	02:00	0	0	0	0	1	1	0	0	0	0	0	0	0	0	0	0	0	0	0	2	34.5	40	30 to 40	100.0	1	50.0
04/05/2025	03:00	0	0	0	0	0	1	0	0	0	0	0	0	0	0	0	0	0	0	0	1	37	40	30 to 40	100.0	1	100.0
04/05/2025	04:00	0	0	0	0	0	2	0	0	0	0	0	0	0	0	0	0	0	0	0	2	37	40	30 to 40	100.0	2	100.0
04/05/2025	05:00	0	0	0	0	2	1	0	0	0	0	0	0	0	0	0	0	0	0	0	3	33.7	40	30 to 40	100.0	1	33.3
04/05/2025	06:00	1	0	1	3	3	1	0	0	0	0	0	0	0	0	0	0	0	0	0	9	27.2	35	25 to 35	66.7	1	11.1
04/05/2025	07:00	1	1	1	7	2	0	1	0	0	0	0	0	0	0	0	0	0	0	0	13	26.7	32.5	25 to 35	69.2	1	7.7
04/05/2025	08:00	3	1	2	8	4	1	0	0	0	0	0	0	0	0	0	0	0	0	0	19	25.1	32.5	25 to 35	63.2	1	5.3
04/05/2025	09:00	0	3	4	9	8	2	1	0	0	0	0	0	0	0	0	0	0	0	0	27	28.1	34.4	25 to 35	63.0	3	11.1
04/05/2025	10:00	1	6	14	27	10	1	0	0	0	0	0	0	0	0	0	0	0	0	0	59	25.9	31	20 to 30	69.5	1	1.7
04/05/2025	11:00	3	6	13	28	13	2	0	0	0	0	0	0	0	0	0	0	0	0	0	65	26	31.9	20 to 30	63.1	2	3.1
04/05/2025	12:00	3	7	9	26	8	2	0	0	0	0	0	0	0	0	0	0	0	0	0	55	25.4	31.2	20 to 30	63.6	2	3.6
04/05/2025	13:00	2	12	15	13	5	1	0	0	0	0	0	0	0	0	0	0	0	0	0	48	23.4	29.6	20 to 30	58.3	1	2.1
04/05/2025	14:00	1	5	13	13	11	0	0	0	0	0	0	0	0	0	0	0	0	0	0	43	25.5	32.3	20 to 30	60.5	*	*
04/05/2025	15:00	2	4	12	14	5	1	0	0	0	0	0	0	0	0	0	0	0	0	0	38	24.7	30	20 to 30	68.4	1	2.6
04/05/2025	16:00	4	3	9	18	9	4	2	0	0	0	0	0	0	0	0	0	0	0	0	49	26.8	34.4	20 to 30	55.1	6	12.2
04/05/2025	17:00	2	2	6	17	5	2	0	0	0	0	0	0	0	0	0	0	0	0	0	34	26.2	32	20 to 30	67.6	2	5.9
04/05/2025	18:00	1	4	8	24	7	2	0	0	0	0	0	0	0	0	0	0	0	0	0	46	26.4	31.4	20 to 30	69.6	2	4.3
04/05/2025	19:00	1	2	3	11	7	1	0	0	0	0	0	0	0	0	0	0	0	0	0	25	27	32.9	25 to 35	72.0	1	4.0
04/05/2025	20:00	1	1	6	8	5	0	2	0	0	0	0	0	0	0	0	0	0	0	0	23	27.1	34	20 to 30	60.9	2	8.7
04/05/2025	21:00	1	2	5	4	3	2	1	0	0	0	0	0	0	0	0	0	0	0	0	18	26.5	35	20 to 30	50.0	3	16.7
04/05/2025	22:00	1	1	3	2	2	1	1	0	0	0	0	0	0	0	0	0	0	0	0	11	26.5	35	20 to 30	45.5	2	18.2
04/05/2025	23:00	0	0	0	1	2	0	0	0	0	0	0	0	0	0	0	0	0	0	0	3	30.3	35	25 to 35	100.0	*	*
24 Hr Summary		28	60	125	234	113	31	8	0	0	0	0	0	0	0	0	0	0	0	0	599	26.1	32.7	20 to 30	59.9	39	6.5

Incoming Histogram

Court Hill

Court Hill Junction

from Sun-Apr-27-2025-06-00-PM to Sun-Jun-08-2025-08-59-PM

Date	Starting Hr:min	<15	15 to <20	20 to <25	25 to <30	30 to <35	35 to <40	40 to <45	45 to <50	50 to <55	55 to <60	60 to <65	65 to <70	70 to <75	75 to <80	80 to <85	85 to <90	90 to <95	95 to <100	100 to >105	Total Counts	Avg Speed (MPH)	85pct Speed	10MPH Pace	% in pace	# of Speeders	% Speeders
05/05/2025	00:00	0	0	2	1	1	0	0	0	0	0	0	0	0	0	0	0	0	0	0	4	25.8	30	20 to 30	75.0	*	*
05/05/2025	01:00	0	0	1	0	1	0	0	0	0	0	0	0	0	0	0	0	0	0	0	2	27	35	15 to 25	50.0	*	*
05/05/2025	02:00	0	0	1	0	0	1	0	0	0	0	0	0	0	0	0	0	0	0	0	2	29.5	40	15 to 25	50.0	1	50.0
05/05/2025	03:00	0	0	0	0	0	0	0	0	0	0	0	0	0	0	0	0	0	0	0	0	0	0	*	*	*	*
05/05/2025	04:00	0	0	0	0	0	1	0	0	0	0	0	0	0	0	0	0	0	0	0	1	37	40	30 to 40	100.0	1	100.0
05/05/2025	05:00	0	0	0	0	0	0	0	0	0	0	0	0	0	0	0	0	0	0	0	0	0	0	*	*	*	*
05/05/2025	06:00	2	0	2	3	1	0	0	0	0	0	0	0	0	0	0	0	0	0	0	8	22.6	30	20 to 30	62.5	*	*
05/05/2025	07:00	0	1	1	7	7	0	1	0	0	0	0	0	0	0	0	0	0	0	0	17	29.1	33.6	25 to 35	82.4	1	5.9
05/05/2025	08:00	1	0	6	9	5	1	1	0	0	0	0	0	0	0	0	0	0	0	0	23	27.5	34	20 to 30	65.2	2	8.7
05/05/2025	09:00	4	4	6	16	9	0	0	0	0	0	0	0	0	0	0	0	0	0	0	39	25.1	31.7	25 to 35	64.1	*	*
05/05/2025	10:00	1	1	5	22	7	3	0	0	0	0	0	0	0	0	0	0	0	0	0	39	27.7	32.9	25 to 35	74.4	3	7.7
05/05/2025	11:00	2	6	9	22	8	6	0	0	0	0	0	0	0	0	0	0	0	0	0	53	26.6	33.8	20 to 30	58.5	6	11.3
05/05/2025	12:00	0	3	14	25	8	0	0	0	0	0	0	0	0	0	0	0	0	0	0	50	26.1	30	20 to 30	78.0	*	*
05/05/2025	13:00	1	4	10	27	8	1	1	0	0	0	0	0	0	0	0	0	0	0	0	52	26.5	31.2	20 to 30	71.2	2	3.8
05/05/2025	14:00	4	4	16	30	7	2	0	0	0	0	0	0	0	0	0	0	0	0	0	63	25.3	30	20 to 30	73.0	2	3.2
05/05/2025	15:00	0	4	17	31	7	1	1	0	0	0	0	0	0	0	0	0	0	0	0	61	26.3	30	20 to 30	78.7	2	3.3
05/05/2025	16:00	2	5	17	26	5	1	0	0	0	0	0	0	0	0	0	0	0	0	0	56	24.9	29.6	20 to 30	76.8	1	1.8
05/05/2025	17:00	4	2	13	20	9	2	0	0	0	0	0	0	0	0	0	0	0	0	0	50	25.6	31.7	20 to 30	66.0	2	4.0
05/05/2025	18:00	0	4	5	19	10	0	0	0	0	0	0	0	0	0	0	0	0	0	0	38	26.9	32	25 to 35	76.3	*	*
05/05/2025	19:00	1	1	4	7	3	2	2	0	0	0	0	0	0	0	0	0	0	0	0	20	28.1	37.5	20 to 30	55.0	4	20.0
05/05/2025	20:00	0	0	3	10	5	1	1	0	0	0	0	0	0	0	0	0	0	0	0	20	29	34	25 to 35	75.0	2	10.0
05/05/2025	21:00	0	0	4	0	2	1	0	0	0	0	0	0	0	0	0	0	0	0	0	7	27.1	35	15 to 25	57.1	1	14.3
05/05/2025	22:00	0	0	1	1	1	0	0	0	0	0	0	0	0	0	0	0	0	0	0	3	27	35	20 to 30	66.7	*	*
05/05/2025	23:00	0	0	0	1	0	0	0	0	0	0	0	0	0	0	0	0	0	0	0	1	27	30	20 to 30	100.0	*	*
24 Hr Summary		22	39	137	277	104	23	7	0	0	0	0	0	0	0	0	0	0	0	0	609	26.3	32.1	20 to 30	68.0	30	4.9

Incoming Histogram

Court Hill

Court Hill Junction

from Sun-Apr-27-2025-06-00-PM to Sun-Jun-08-2025-08-59-PM

Date	Starting Hr:min	<15	15 to <20	20 to <25	25 to <30	30 to <35	35 to <40	40 to <45	45 to <50	50 to <55	55 to <60	60 to <65	65 to <70	70 to <75	75 to <80	80 to <85	85 to <90	90 to <95	95 to <100	100 to >105	Total Counts	Avg Speed (MPH)	85pct Speed	10MPH Pace	% in pace	# of Speeders	% Speeders
06/05/2025	00:00	0	0	0	0	0	1	0	0	0	0	0	0	0	0	0	0	0	0	0	1	37	40	30 to 40	100.0	1	100.0
06/05/2025	01:00	0	0	0	0	0	1	0	0	0	0	0	0	0	0	0	0	0	0	0	1	37	40	30 to 40	100.0	1	100.0
06/05/2025	02:00	0	0	0	2	0	0	0	0	0	0	0	0	0	0	0	0	0	0	0	2	27.5	30	20 to 30	100.0	*	*
06/05/2025	03:00	0	0	0	0	0	1	0	0	0	0	0	0	0	0	0	0	0	0	0	1	37	40	30 to 40	100.0	1	100.0
06/05/2025	04:00	0	0	0	0	1	0	0	0	0	0	0	0	0	0	0	0	0	0	0	1	32	35	25 to 35	100.0	*	*
06/05/2025	05:00	0	3	2	8	4	3	2	0	0	0	0	0	0	0	0	0	0	0	0	22	28.9	38.3	25 to 35	54.5	5	22.7
06/05/2025	06:00	0	0	3	9	4	8	1	0	0	0	0	0	0	0	0	0	0	0	0	25	31.3	38.1	25 to 35	52.0	9	36.0
06/05/2025	07:00	0	5	34	48	18	7	1	0	0	0	0	0	0	0	0	0	0	0	0	113	27	32.5	20 to 30	72.6	8	7.1
06/05/2025	08:00	4	16	39	41	7	1	0	0	0	0	0	0	0	0	0	0	0	0	0	108	23.9	29	20 to 30	74.1	1	0.9
06/05/2025	09:00	0	4	17	30	6	0	0	0	0	0	0	0	0	0	0	0	0	0	0	57	25.6	29.5	20 to 30	82.5	*	*
06/05/2025	10:00	3	3	10	23	5	0	0	0	0	0	0	0	0	0	0	0	0	0	0	44	25	29.6	20 to 30	75.0	*	*
06/05/2025	11:00	2	5	18	23	7	0	0	0	0	0	0	0	0	0	0	0	0	0	0	55	24.8	29.8	20 to 30	74.5	*	*
06/05/2025	12:00	5	2	9	30	7	3	0	0	0	0	0	0	0	0	0	0	0	0	0	56	25.9	31.4	20 to 30	69.6	3	5.4
06/05/2025	13:00	1	6	15	19	5	1	1	0	0	0	0	0	0	0	0	0	0	0	0	48	25.2	30	20 to 30	70.8	2	4.2
06/05/2025	14:00	2	5	22	31	9	1	0	0	0	0	0	0	0	0	0	0	0	0	0	70	25.4	30	20 to 30	75.7	1	1.4
06/05/2025	15:00	3	9	17	30	8	2	0	0	0	0	0	0	0	0	0	0	0	0	0	69	25	30	20 to 30	68.1	2	2.9
06/05/2025	16:00	4	9	23	26	7	0	0	0	0	0	0	0	0	0	0	0	0	0	0	69	24	29.4	20 to 30	71.0	*	*
06/05/2025	17:00	2	3	19	38	7	6	0	0	0	0	0	0	0	0	0	0	0	0	0	75	26.5	31.4	20 to 30	76.0	6	8.0
06/05/2025	18:00	0	0	8	21	16	3	0	0	0	0	0	0	0	0	0	0	0	0	0	48	28.7	33.8	25 to 35	77.1	3	6.3
06/05/2025	19:00	1	5	9	23	8	1	0	0	0	0	0	0	0	0	0	0	0	0	0	47	26	31.2	20 to 30	68.1	1	2.1
06/05/2025	20:00	2	2	7	10	6	0	0	0	0	0	0	0	0	0	0	0	0	0	0	27	25.3	31.7	20 to 30	63.0	*	*
06/05/2025	21:00	0	2	4	7	3	2	0	0	0	0	0	0	0	0	0	0	0	0	0	18	26.8	33.3	20 to 30	61.1	2	11.1
06/05/2025	22:00	1	0	1	4	0	2	0	0	0	0	0	0	0	0	0	0	0	0	0	8	27.1	37.5	20 to 30	62.5	2	25.0
06/05/2025	23:00	0	2	2	2	0	0	0	0	0	0	0	0	0	0	0	0	0	0	0	6	22.2	27.5	15 to 25	66.7	*	*
24 Hr Summary		30	81	259	425	128	43	5	0	0	0	0	0	0	0	0	0	0	0	0	971	25.8	31.2	20 to 30	70.4	48	4.9

Incoming Histogram

Court Hill

Court Hill Junction

from Sun-Apr-27-2025-06-00-PM to Sun-Jun-08-2025-08-59-PM

Date	Starting Hr:min	<15	15 to <20	20 to <25	25 to <30	30 to <35	35 to <40	40 to <45	45 to <50	50 to <55	55 to <60	60 to <65	65 to <70	70 to <75	75 to <80	80 to <85	85 to <90	90 to <95	95 to <100	100 to >105	Total Counts	Avg Speed (MPH)	85pct Speed	10MPH Pace	% in pace	# of Speeders	% Speeders
07/05/2025	00:00	0	0	0	0	0	0	0	0	0	0	0	0	0	0	0	0	0	0	0	0	0	0	*	*	*	*
07/05/2025	01:00	0	0	0	0	0	0	0	0	0	0	0	0	0	0	0	0	0	0	0	0	0	0	*	*	*	*
07/05/2025	02:00	0	0	0	0	0	1	0	0	0	0	0	0	0	0	0	0	0	0	0	1	37	40	30 to 40	100.0	1	100.0
07/05/2025	03:00	0	0	0	0	0	1	0	0	0	0	0	0	0	0	0	0	0	0	0	1	37	40	30 to 40	100.0	1	100.0
07/05/2025	04:00	0	0	0	2	1	0	1	0	0	0	0	0	0	0	0	0	0	0	0	4	32	35	25 to 35	75.0	1	25.0
07/05/2025	05:00	2	0	1	8	5	1	2	0	0	0	0	0	0	0	0	0	0	0	0	19	28.8	35	25 to 35	68.4	3	15.8
07/05/2025	06:00	3	2	2	6	12	4	0	0	0	0	0	0	0	0	0	0	0	0	0	29	28.1	35	25 to 35	62.1	4	13.8
07/05/2025	07:00	2	7	18	60	24	6	0	0	0	0	0	0	0	0	0	0	0	0	0	117	27.3	32.5	25 to 35	71.8	6	5.1
07/05/2025	08:00	4	9	37	61	18	1	0	0	0	0	0	0	0	0	0	0	0	0	0	130	25.6	29.9	20 to 30	75.4	1	0.8
07/05/2025	09:00	4	8	18	37	6	1	0	0	0	0	0	0	0	0	0	0	0	0	0	74	24.8	29.5	20 to 30	74.3	1	1.4
07/05/2025	10:00	5	2	17	17	9	0	0	0	0	0	0	0	0	0	0	0	0	0	0	50	24.6	30.6	20 to 30	68.0	*	*
07/05/2025	11:00	1	3	14	26	9	2	0	0	0	0	0	0	0	0	0	0	0	0	0	55	26.4	31.7	20 to 30	72.7	2	3.6
07/05/2025	12:00	2	11	5	24	7	2	1	0	0	0	0	0	0	0	0	0	0	0	0	52	25.5	31.4	25 to 35	59.6	3	5.8
07/05/2025	13:00	7	11	13	10	3	0	0	0	0	0	0	0	0	0	0	0	0	0	0	44	21.3	28	15 to 25	54.5	*	*
07/05/2025	14:00	3	25	17	0	0	0	0	0	0	0	0	0	0	0	0	0	0	0	0	45	18.9	22.9	15 to 25	93.3	*	*
07/05/2025	15:00	9	13	19	21	6	2	0	0	0	0	0	0	0	0	0	0	0	0	0	70	22.8	29.5	20 to 30	57.1	2	2.9
07/05/2025	16:00	0	14	24	38	15	2	0	0	0	0	0	0	0	0	0	0	0	0	0	93	25.6	31	20 to 30	66.7	2	2.2
07/05/2025	17:00	1	4	22	36	10	2	0	0	0	0	0	0	0	0	0	0	0	0	0	75	26	30.5	20 to 30	77.3	2	2.7
07/05/2025	18:00	1	0	7	19	5	3	0	0	0	0	0	0	0	0	0	0	0	0	0	35	27.4	33	20 to 30	74.3	3	8.6
07/05/2025	19:00	2	2	10	13	10	2	0	0	0	0	0	0	0	0	0	0	0	0	0	39	26.5	33	20 to 30	59.0	2	5.1
07/05/2025	20:00	1	5	8	11	7	0	0	0	0	0	0	0	0	0	0	0	0	0	0	32	25	31.4	20 to 30	59.4	*	*
07/05/2025	21:00	1	7	5	7	2	1	0	0	0	0	0	0	0	0	0	0	0	0	0	23	23.3	30	15 to 25	52.2	1	4.3
07/05/2025	22:00	0	0	2	1	1	2	1	0	0	0	0	0	0	0	0	0	0	0	0	7	31.3	40	20 to 30	42.9	3	42.9
07/05/2025	23:00	0	3	0	2	2	0	0	0	0	0	0	0	0	0	0	0	0	0	0	7	24.4	32.5	25 to 35	57.1	*	*
24 Hr Summary		48	126	239	399	152	33	5	0	0	0	0	0	0	0	0	0	0	0	0	1002	25.3	31.3	20 to 30	63.7	38	3.8

Incoming Histogram

Court Hill

Court Hill Junction

from Sun-Apr-27-2025-06-00-PM to Sun-Jun-08-2025-08-59-PM

Date	Starting Hr:min	<15	15 to <20	20 to <25	25 to <30	30 to <35	35 to <40	40 to <45	45 to <50	50 to <55	55 to <60	60 to <65	65 to <70	70 to <75	75 to <80	80 to <85	85 to <90	90 to <95	95 to <100	100 to >105	Total Counts	Avg Speed (MPH)	85pct Speed	10MPH Pace	% in pace	# of Speeders	% Speeders	
08/05/2025	00:00	0	1	0	0	1	0	0	0	0	0	0	0	0	0	0	0	0	0	0	0	2	24.5	35	10 to 20	50.0	*	*
08/05/2025	01:00	0	0	0	0	0	0	0	0	0	0	0	0	0	0	0	0	0	0	0	0	0	0	0	*	*	*	*
08/05/2025	02:00	0	0	0	0	0	0	0	0	0	0	0	0	0	0	0	0	0	0	0	0	0	0	0	*	*	*	*
08/05/2025	03:00	0	0	0	0	0	0	0	0	0	0	0	0	0	0	0	0	0	0	0	0	0	0	0	*	*	*	*
08/05/2025	04:00	0	0	0	1	0	0	0	0	0	0	0	0	0	0	0	0	0	0	0	0	1	27	30	20 to 30	100.0	*	*
08/05/2025	05:00	0	0	0	5	6	2	2	0	0	0	0	0	0	0	0	0	0	0	0	0	15	32.5	40	25 to 35	73.3	4	26.7
08/05/2025	06:00	1	0	1	1	1	1	0	0	0	0	0	0	0	0	0	0	0	0	0	5	26	35	20 to 30	40.0	1	20.0	
08/05/2025	07:00	*	*	*	*	*	*	*	*	*	*	*	*	*	*	*	*	*	*	*	*	*	*	*	*	*	*	*
08/05/2025	08:00	*	*	*	*	*	*	*	*	*	*	*	*	*	*	*	*	*	*	*	*	*	*	*	*	*	*	*
08/05/2025	09:00	*	*	*	*	*	*	*	*	*	*	*	*	*	*	*	*	*	*	*	*	*	*	*	*	*	*	*
08/05/2025	10:00	*	*	*	*	*	*	*	*	*	*	*	*	*	*	*	*	*	*	*	*	*	*	*	*	*	*	*
08/05/2025	11:00	*	*	*	*	*	*	*	*	*	*	*	*	*	*	*	*	*	*	*	*	*	*	*	*	*	*	*
08/05/2025	12:00	*	*	*	*	*	*	*	*	*	*	*	*	*	*	*	*	*	*	*	*	*	*	*	*	*	*	*
08/05/2025	13:00	*	*	*	*	*	*	*	*	*	*	*	*	*	*	*	*	*	*	*	*	*	*	*	*	*	*	*
08/05/2025	14:00	*	*	*	*	*	*	*	*	*	*	*	*	*	*	*	*	*	*	*	*	*	*	*	*	*	*	*
08/05/2025	15:00	*	*	*	*	*	*	*	*	*	*	*	*	*	*	*	*	*	*	*	*	*	*	*	*	*	*	*
08/05/2025	16:00	*	*	*	*	*	*	*	*	*	*	*	*	*	*	*	*	*	*	*	*	*	*	*	*	*	*	*
08/05/2025	17:00	*	*	*	*	*	*	*	*	*	*	*	*	*	*	*	*	*	*	*	*	*	*	*	*	*	*	*
08/05/2025	18:00	*	*	*	*	*	*	*	*	*	*	*	*	*	*	*	*	*	*	*	*	*	*	*	*	*	*	*
08/05/2025	19:00	*	*	*	*	*	*	*	*	*	*	*	*	*	*	*	*	*	*	*	*	*	*	*	*	*	*	*
08/05/2025	20:00	*	*	*	*	*	*	*	*	*	*	*	*	*	*	*	*	*	*	*	*	*	*	*	*	*	*	*
08/05/2025	21:00	*	*	*	*	*	*	*	*	*	*	*	*	*	*	*	*	*	*	*	*	*	*	*	*	*	*	*
08/05/2025	22:00	*	*	*	*	*	*	*	*	*	*	*	*	*	*	*	*	*	*	*	*	*	*	*	*	*	*	*
08/05/2025	23:00	*	*	*	*	*	*	*	*	*	*	*	*	*	*	*	*	*	*	*	*	*	*	*	*	*	*	*
24 Hr Summary		1	1	1	7	8	3	2	0	0	0	0	0	0	0	0	0	0	0	0	23	30.1	38.3	25 to 35	65.2	5	21.7	

Incoming Histogram

Court Hill

Court Hill Junction

from Sun-Apr-27-2025-06-00-PM to Sun-Jun-08-2025-08-59-PM

Date	Starting Hr:min	<15	15 to <20	20 to <25	25 to <30	30 to <35	35 to <40	40 to <45	45 to <50	50 to <55	55 to <60	60 to <65	65 to <70	70 to <75	75 to <80	80 to <85	85 to <90	90 to <95	95 to <100	100 to >105	Total Counts	Avg Speed (MPH)	85pct Speed	10MPH Pace	% in pace	# of Speeders	% Speeders
09/05/2025	00:00	*	*	*	*	*	*	*	*	*	*	*	*	*	*	*	*	*	*	*	*	*	*	*	*	*	*
09/05/2025	01:00	*	*	*	*	*	*	*	*	*	*	*	*	*	*	*	*	*	*	*	*	*	*	*	*	*	*
09/05/2025	02:00	*	*	*	*	*	*	*	*	*	*	*	*	*	*	*	*	*	*	*	*	*	*	*	*	*	*
09/05/2025	03:00	*	*	*	*	*	*	*	*	*	*	*	*	*	*	*	*	*	*	*	*	*	*	*	*	*	*
09/05/2025	04:00	*	*	*	*	*	*	*	*	*	*	*	*	*	*	*	*	*	*	*	*	*	*	*	*	*	*
09/05/2025	05:00	*	*	*	*	*	*	*	*	*	*	*	*	*	*	*	*	*	*	*	*	*	*	*	*	*	*
09/05/2025	06:00	*	*	*	*	*	*	*	*	*	*	*	*	*	*	*	*	*	*	*	*	*	*	*	*	*	*
09/05/2025	07:00	*	*	*	*	*	*	*	*	*	*	*	*	*	*	*	*	*	*	*	*	*	*	*	*	*	*
09/05/2025	08:00	*	*	*	*	*	*	*	*	*	*	*	*	*	*	*	*	*	*	*	*	*	*	*	*	*	*
09/05/2025	09:00	*	*	*	*	*	*	*	*	*	*	*	*	*	*	*	*	*	*	*	*	*	*	*	*	*	*
09/05/2025	10:00	*	*	*	*	*	*	*	*	*	*	*	*	*	*	*	*	*	*	*	*	*	*	*	*	*	*
09/05/2025	11:00	*	*	*	*	*	*	*	*	*	*	*	*	*	*	*	*	*	*	*	*	*	*	*	*	*	*
09/05/2025	12:00	*	*	*	*	*	*	*	*	*	*	*	*	*	*	*	*	*	*	*	*	*	*	*	*	*	*
09/05/2025	13:00	*	*	*	*	*	*	*	*	*	*	*	*	*	*	*	*	*	*	*	*	*	*	*	*	*	*
09/05/2025	14:00	*	*	*	*	*	*	*	*	*	*	*	*	*	*	*	*	*	*	*	*	*	*	*	*	*	*
09/05/2025	15:00	*	*	*	*	*	*	*	*	*	*	*	*	*	*	*	*	*	*	*	*	*	*	*	*	*	*
09/05/2025	16:00	*	*	*	*	*	*	*	*	*	*	*	*	*	*	*	*	*	*	*	*	*	*	*	*	*	*
09/05/2025	17:00	*	*	*	*	*	*	*	*	*	*	*	*	*	*	*	*	*	*	*	*	*	*	*	*	*	*
09/05/2025	18:00	*	*	*	*	*	*	*	*	*	*	*	*	*	*	*	*	*	*	*	*	*	*	*	*	*	*
09/05/2025	19:00	*	*	*	*	*	*	*	*	*	*	*	*	*	*	*	*	*	*	*	*	*	*	*	*	*	*
09/05/2025	20:00	*	*	*	*	*	*	*	*	*	*	*	*	*	*	*	*	*	*	*	*	*	*	*	*	*	*
09/05/2025	21:00	*	*	*	*	*	*	*	*	*	*	*	*	*	*	*	*	*	*	*	*	*	*	*	*	*	*
09/05/2025	22:00	*	*	*	*	*	*	*	*	*	*	*	*	*	*	*	*	*	*	*	*	*	*	*	*	*	*
09/05/2025	23:00	*	*	*	*	*	*	*	*	*	*	*	*	*	*	*	*	*	*	*	*	*	*	*	*	*	*
24 Hr Summary		0	0	0	0	0	0	0	0	0	0	0	0	0	0	0	0	0	0	0	0	0	0	0	*	*	*

Incoming Histogram

Court Hill

Court Hill Junction

from Sun-Apr-27-2025-06-00-PM to Sun-Jun-08-2025-08-59-PM

Date	Starting Hr:min	<15	15 to <20	20 to <25	25 to <30	30 to <35	35 to <40	40 to <45	45 to <50	50 to <55	55 to <60	60 to <65	65 to <70	70 to <75	75 to <80	80 to <85	85 to <90	90 to <95	95 to <100	100 to >105	Total Counts	Avg Speed (MPH)	85pct Speed	10MPH Pace	% in pace	# of Speeders	% Speeders
10/05/2025	00:00	*	*	*	*	*	*	*	*	*	*	*	*	*	*	*	*	*	*	*	*	*	*	*	*	*	*
10/05/2025	01:00	*	*	*	*	*	*	*	*	*	*	*	*	*	*	*	*	*	*	*	*	*	*	*	*	*	*
10/05/2025	02:00	*	*	*	*	*	*	*	*	*	*	*	*	*	*	*	*	*	*	*	*	*	*	*	*	*	*
10/05/2025	03:00	*	*	*	*	*	*	*	*	*	*	*	*	*	*	*	*	*	*	*	*	*	*	*	*	*	*
10/05/2025	04:00	*	*	*	*	*	*	*	*	*	*	*	*	*	*	*	*	*	*	*	*	*	*	*	*	*	*
10/05/2025	05:00	*	*	*	*	*	*	*	*	*	*	*	*	*	*	*	*	*	*	*	*	*	*	*	*	*	*
10/05/2025	06:00	*	*	*	*	*	*	*	*	*	*	*	*	*	*	*	*	*	*	*	*	*	*	*	*	*	*
10/05/2025	07:00	*	*	*	*	*	*	*	*	*	*	*	*	*	*	*	*	*	*	*	*	*	*	*	*	*	*
10/05/2025	08:00	*	*	*	*	*	*	*	*	*	*	*	*	*	*	*	*	*	*	*	*	*	*	*	*	*	*
10/05/2025	09:00	*	*	*	*	*	*	*	*	*	*	*	*	*	*	*	*	*	*	*	*	*	*	*	*	*	*
10/05/2025	10:00	*	*	*	*	*	*	*	*	*	*	*	*	*	*	*	*	*	*	*	*	*	*	*	*	*	*
10/05/2025	11:00	*	*	*	*	*	*	*	*	*	*	*	*	*	*	*	*	*	*	*	*	*	*	*	*	*	*
10/05/2025	12:00	*	*	*	*	*	*	*	*	*	*	*	*	*	*	*	*	*	*	*	*	*	*	*	*	*	*
10/05/2025	13:00	*	*	*	*	*	*	*	*	*	*	*	*	*	*	*	*	*	*	*	*	*	*	*	*	*	*
10/05/2025	14:00	*	*	*	*	*	*	*	*	*	*	*	*	*	*	*	*	*	*	*	*	*	*	*	*	*	*
10/05/2025	15:00	*	*	*	*	*	*	*	*	*	*	*	*	*	*	*	*	*	*	*	*	*	*	*	*	*	*
10/05/2025	16:00	*	*	*	*	*	*	*	*	*	*	*	*	*	*	*	*	*	*	*	*	*	*	*	*	*	*
10/05/2025	17:00	*	*	*	*	*	*	*	*	*	*	*	*	*	*	*	*	*	*	*	*	*	*	*	*	*	*
10/05/2025	18:00	*	*	*	*	*	*	*	*	*	*	*	*	*	*	*	*	*	*	*	*	*	*	*	*	*	*
10/05/2025	19:00	*	*	*	*	*	*	*	*	*	*	*	*	*	*	*	*	*	*	*	*	*	*	*	*	*	*
10/05/2025	20:00	*	*	*	*	*	*	*	*	*	*	*	*	*	*	*	*	*	*	*	*	*	*	*	*	*	*
10/05/2025	21:00	*	*	*	*	*	*	*	*	*	*	*	*	*	*	*	*	*	*	*	*	*	*	*	*	*	*
10/05/2025	22:00	*	*	*	*	*	*	*	*	*	*	*	*	*	*	*	*	*	*	*	*	*	*	*	*	*	*
10/05/2025	23:00	*	*	*	*	*	*	*	*	*	*	*	*	*	*	*	*	*	*	*	*	*	*	*	*	*	*
24 Hr Summary		0	0	0	0	0	0	0	0	0	0	0	0	0	0	0	0	0	0	0	0	0	0	*	*	*	*

Incoming Histogram

Court Hill

Court Hill Junction

from Sun-Apr-27-2025-06-00-PM to Sun-Jun-08-2025-08-59-PM

Date	Starting Hr:min	<15	15 to <20	20 to <25	25 to <30	30 to <35	35 to <40	40 to <45	45 to <50	50 to <55	55 to <60	60 to <65	65 to <70	70 to <75	75 to <80	80 to <85	85 to <90	90 to <95	95 to <100	100 to >105	Total Counts	Avg Speed (MPH)	85pct Speed	10MPH Pace	% in pace	# of Speeders	% Speeders
11/05/2025	00:00	*	*	*	*	*	*	*	*	*	*	*	*	*	*	*	*	*	*	*	*	*	*	*	*	*	*
11/05/2025	01:00	*	*	*	*	*	*	*	*	*	*	*	*	*	*	*	*	*	*	*	*	*	*	*	*	*	*
11/05/2025	02:00	*	*	*	*	*	*	*	*	*	*	*	*	*	*	*	*	*	*	*	*	*	*	*	*	*	*
11/05/2025	03:00	*	*	*	*	*	*	*	*	*	*	*	*	*	*	*	*	*	*	*	*	*	*	*	*	*	*
11/05/2025	04:00	*	*	*	*	*	*	*	*	*	*	*	*	*	*	*	*	*	*	*	*	*	*	*	*	*	*
11/05/2025	05:00	*	*	*	*	*	*	*	*	*	*	*	*	*	*	*	*	*	*	*	*	*	*	*	*	*	*
11/05/2025	06:00	*	*	*	*	*	*	*	*	*	*	*	*	*	*	*	*	*	*	*	*	*	*	*	*	*	*
11/05/2025	07:00	*	*	*	*	*	*	*	*	*	*	*	*	*	*	*	*	*	*	*	*	*	*	*	*	*	*
11/05/2025	08:00	*	*	*	*	*	*	*	*	*	*	*	*	*	*	*	*	*	*	*	*	*	*	*	*	*	*
11/05/2025	09:00	*	*	*	*	*	*	*	*	*	*	*	*	*	*	*	*	*	*	*	*	*	*	*	*	*	*
11/05/2025	10:00	*	*	*	*	*	*	*	*	*	*	*	*	*	*	*	*	*	*	*	*	*	*	*	*	*	*
11/05/2025	11:00	*	*	*	*	*	*	*	*	*	*	*	*	*	*	*	*	*	*	*	*	*	*	*	*	*	*
11/05/2025	12:00	*	*	*	*	*	*	*	*	*	*	*	*	*	*	*	*	*	*	*	*	*	*	*	*	*	*
11/05/2025	13:00	*	*	*	*	*	*	*	*	*	*	*	*	*	*	*	*	*	*	*	*	*	*	*	*	*	*
11/05/2025	14:00	*	*	*	*	*	*	*	*	*	*	*	*	*	*	*	*	*	*	*	*	*	*	*	*	*	*
11/05/2025	15:00	*	*	*	*	*	*	*	*	*	*	*	*	*	*	*	*	*	*	*	*	*	*	*	*	*	*
11/05/2025	16:00	*	*	*	*	*	*	*	*	*	*	*	*	*	*	*	*	*	*	*	*	*	*	*	*	*	*
11/05/2025	17:00	*	*	*	*	*	*	*	*	*	*	*	*	*	*	*	*	*	*	*	*	*	*	*	*	*	*
11/05/2025	18:00	*	*	*	*	*	*	*	*	*	*	*	*	*	*	*	*	*	*	*	*	*	*	*	*	*	*
11/05/2025	19:00	*	*	*	*	*	*	*	*	*	*	*	*	*	*	*	*	*	*	*	*	*	*	*	*	*	*
11/05/2025	20:00	*	*	*	*	*	*	*	*	*	*	*	*	*	*	*	*	*	*	*	*	*	*	*	*	*	*
11/05/2025	21:00	*	*	*	*	*	*	*	*	*	*	*	*	*	*	*	*	*	*	*	*	*	*	*	*	*	*
11/05/2025	22:00	*	*	*	*	*	*	*	*	*	*	*	*	*	*	*	*	*	*	*	*	*	*	*	*	*	*
11/05/2025	23:00	*	*	*	*	*	*	*	*	*	*	*	*	*	*	*	*	*	*	*	*	*	*	*	*	*	*
24 Hr Summary		0	0	0	0	0	0	0	0	0	0	0	0	0	0	0	0	0	0	0	0	0	0	0	*	*	*

Incoming Histogram

Court Hill

Court Hill Junction

from Sun-Apr-27-2025-06-00-PM to Sun-Jun-08-2025-08-59-PM

Date	Starting Hr:min	<15	15 to <20	20 to <25	25 to <30	30 to <35	35 to <40	40 to <45	45 to <50	50 to <55	55 to <60	60 to <65	65 to <70	70 to <75	75 to <80	80 to <85	85 to <90	90 to <95	95 to <100	100 to >105	Total Counts	Avg Speed (MPH)	85pct Speed	10MPH Pace	% in pace	# of Speeders	% Speeders
12/05/2025	00:00	*	*	*	*	*	*	*	*	*	*	*	*	*	*	*	*	*	*	*	*	*	*	*	*	*	*
12/05/2025	01:00	*	*	*	*	*	*	*	*	*	*	*	*	*	*	*	*	*	*	*	*	*	*	*	*	*	*
12/05/2025	02:00	*	*	*	*	*	*	*	*	*	*	*	*	*	*	*	*	*	*	*	*	*	*	*	*	*	*
12/05/2025	03:00	*	*	*	*	*	*	*	*	*	*	*	*	*	*	*	*	*	*	*	*	*	*	*	*	*	*
12/05/2025	04:00	*	*	*	*	*	*	*	*	*	*	*	*	*	*	*	*	*	*	*	*	*	*	*	*	*	*
12/05/2025	05:00	*	*	*	*	*	*	*	*	*	*	*	*	*	*	*	*	*	*	*	*	*	*	*	*	*	*
12/05/2025	06:00	*	*	*	*	*	*	*	*	*	*	*	*	*	*	*	*	*	*	*	*	*	*	*	*	*	*
12/05/2025	07:00	*	*	*	*	*	*	*	*	*	*	*	*	*	*	*	*	*	*	*	*	*	*	*	*	*	*
12/05/2025	08:00	*	*	*	*	*	*	*	*	*	*	*	*	*	*	*	*	*	*	*	*	*	*	*	*	*	*
12/05/2025	09:00	*	*	*	*	*	*	*	*	*	*	*	*	*	*	*	*	*	*	*	*	*	*	*	*	*	*
12/05/2025	10:00	*	*	*	*	*	*	*	*	*	*	*	*	*	*	*	*	*	*	*	*	*	*	*	*	*	*
12/05/2025	11:00	*	*	*	*	*	*	*	*	*	*	*	*	*	*	*	*	*	*	*	*	*	*	*	*	*	*
12/05/2025	12:00	*	*	*	*	*	*	*	*	*	*	*	*	*	*	*	*	*	*	*	*	*	*	*	*	*	*
12/05/2025	13:00	*	*	*	*	*	*	*	*	*	*	*	*	*	*	*	*	*	*	*	*	*	*	*	*	*	*
12/05/2025	14:00	*	*	*	*	*	*	*	*	*	*	*	*	*	*	*	*	*	*	*	*	*	*	*	*	*	*
12/05/2025	15:00	*	*	*	*	*	*	*	*	*	*	*	*	*	*	*	*	*	*	*	*	*	*	*	*	*	*
12/05/2025	16:00	*	*	*	*	*	*	*	*	*	*	*	*	*	*	*	*	*	*	*	*	*	*	*	*	*	*
12/05/2025	17:00	*	*	*	*	*	*	*	*	*	*	*	*	*	*	*	*	*	*	*	*	*	*	*	*	*	*
12/05/2025	18:00	*	*	*	*	*	*	*	*	*	*	*	*	*	*	*	*	*	*	*	*	*	*	*	*	*	*
12/05/2025	19:00	*	*	*	*	*	*	*	*	*	*	*	*	*	*	*	*	*	*	*	*	*	*	*	*	*	*
12/05/2025	20:00	*	*	*	*	*	*	*	*	*	*	*	*	*	*	*	*	*	*	*	*	*	*	*	*	*	*
12/05/2025	21:00	*	*	*	*	*	*	*	*	*	*	*	*	*	*	*	*	*	*	*	*	*	*	*	*	*	*
12/05/2025	22:00	*	*	*	*	*	*	*	*	*	*	*	*	*	*	*	*	*	*	*	*	*	*	*	*	*	*
12/05/2025	23:00	*	*	*	*	*	*	*	*	*	*	*	*	*	*	*	*	*	*	*	*	*	*	*	*	*	*
24 Hr Summary		0	0	0	0	0	0	0	0	0	0	0	0	0	0	0	0	0	0	0	0	0	0	0	*	*	*

Incoming Histogram

Court Hill

Court Hill Junction

from Sun-Apr-27-2025-06-00-PM to Sun-Jun-08-2025-08-59-PM

Date	Starting Hr:min	<15	15 to <20	20 to <25	25 to <30	30 to <35	35 to <40	40 to <45	45 to <50	50 to <55	55 to <60	60 to <65	65 to <70	70 to <75	75 to <80	80 to <85	85 to <90	90 to <95	95 to <100	100 to >105	Total Counts	Avg Speed (MPH)	85pct Speed	10MPH Pace	% in pace	# of Speeders	% Speeders
13/05/2025	00:00	*	*	*	*	*	*	*	*	*	*	*	*	*	*	*	*	*	*	*	*	*	*	*	*	*	*
13/05/2025	01:00	*	*	*	*	*	*	*	*	*	*	*	*	*	*	*	*	*	*	*	*	*	*	*	*	*	*
13/05/2025	02:00	*	*	*	*	*	*	*	*	*	*	*	*	*	*	*	*	*	*	*	*	*	*	*	*	*	*
13/05/2025	03:00	*	*	*	*	*	*	*	*	*	*	*	*	*	*	*	*	*	*	*	*	*	*	*	*	*	*
13/05/2025	04:00	*	*	*	*	*	*	*	*	*	*	*	*	*	*	*	*	*	*	*	*	*	*	*	*	*	*
13/05/2025	05:00	*	*	*	*	*	*	*	*	*	*	*	*	*	*	*	*	*	*	*	*	*	*	*	*	*	*
13/05/2025	06:00	*	*	*	*	*	*	*	*	*	*	*	*	*	*	*	*	*	*	*	*	*	*	*	*	*	*
13/05/2025	07:00	*	*	*	*	*	*	*	*	*	*	*	*	*	*	*	*	*	*	*	*	*	*	*	*	*	*
13/05/2025	08:00	*	*	*	*	*	*	*	*	*	*	*	*	*	*	*	*	*	*	*	*	*	*	*	*	*	*
13/05/2025	09:00	*	*	*	*	*	*	*	*	*	*	*	*	*	*	*	*	*	*	*	*	*	*	*	*	*	*
13/05/2025	10:00	*	*	*	*	*	*	*	*	*	*	*	*	*	*	*	*	*	*	*	*	*	*	*	*	*	*
13/05/2025	11:00	*	*	*	*	*	*	*	*	*	*	*	*	*	*	*	*	*	*	*	*	*	*	*	*	*	*
13/05/2025	12:00	*	*	*	*	*	*	*	*	*	*	*	*	*	*	*	*	*	*	*	*	*	*	*	*	*	*
13/05/2025	13:00	*	*	*	*	*	*	*	*	*	*	*	*	*	*	*	*	*	*	*	*	*	*	*	*	*	*
13/05/2025	14:00	*	*	*	*	*	*	*	*	*	*	*	*	*	*	*	*	*	*	*	*	*	*	*	*	*	*
13/05/2025	15:00	*	*	*	*	*	*	*	*	*	*	*	*	*	*	*	*	*	*	*	*	*	*	*	*	*	*
13/05/2025	16:00	*	*	*	*	*	*	*	*	*	*	*	*	*	*	*	*	*	*	*	*	*	*	*	*	*	*
13/05/2025	17:00	*	*	*	*	*	*	*	*	*	*	*	*	*	*	*	*	*	*	*	*	*	*	*	*	*	*
13/05/2025	18:00	*	*	*	*	*	*	*	*	*	*	*	*	*	*	*	*	*	*	*	*	*	*	*	*	*	*
13/05/2025	19:00	*	*	*	*	*	*	*	*	*	*	*	*	*	*	*	*	*	*	*	*	*	*	*	*	*	*
13/05/2025	20:00	*	*	*	*	*	*	*	*	*	*	*	*	*	*	*	*	*	*	*	*	*	*	*	*	*	*
13/05/2025	21:00	*	*	*	*	*	*	*	*	*	*	*	*	*	*	*	*	*	*	*	*	*	*	*	*	*	*
13/05/2025	22:00	*	*	*	*	*	*	*	*	*	*	*	*	*	*	*	*	*	*	*	*	*	*	*	*	*	*
13/05/2025	23:00	*	*	*	*	*	*	*	*	*	*	*	*	*	*	*	*	*	*	*	*	*	*	*	*	*	*
24 Hr Summary		0	0	0	0	0	0	0	0	0	0	0	0	0	0	0	0	0	0	0	0	0	0	*	*	*	*

Incoming Histogram

Court Hill

Court Hill Junction

from Sun-Apr-27-2025-06-00-PM to Sun-Jun-08-2025-08-59-PM

Date	Starting Hr:min	<15	15 to <20	20 to <25	25 to <30	30 to <35	35 to <40	40 to <45	45 to <50	50 to <55	55 to <60	60 to <65	65 to <70	70 to <75	75 to <80	80 to <85	85 to <90	90 to <95	95 to <100	100 to >105	Total Counts	Avg Speed (MPH)	85pct Speed	10MPH Pace	% in pace	# of Speeders	% Speeders
14/05/2025	00:00	*	*	*	*	*	*	*	*	*	*	*	*	*	*	*	*	*	*	*	*	*	*	*	*	*	*
14/05/2025	01:00	*	*	*	*	*	*	*	*	*	*	*	*	*	*	*	*	*	*	*	*	*	*	*	*	*	*
14/05/2025	02:00	*	*	*	*	*	*	*	*	*	*	*	*	*	*	*	*	*	*	*	*	*	*	*	*	*	*
14/05/2025	03:00	*	*	*	*	*	*	*	*	*	*	*	*	*	*	*	*	*	*	*	*	*	*	*	*	*	*
14/05/2025	04:00	*	*	*	*	*	*	*	*	*	*	*	*	*	*	*	*	*	*	*	*	*	*	*	*	*	*
14/05/2025	05:00	*	*	*	*	*	*	*	*	*	*	*	*	*	*	*	*	*	*	*	*	*	*	*	*	*	*
14/05/2025	06:00	*	*	*	*	*	*	*	*	*	*	*	*	*	*	*	*	*	*	*	*	*	*	*	*	*	*
14/05/2025	07:00	*	*	*	*	*	*	*	*	*	*	*	*	*	*	*	*	*	*	*	*	*	*	*	*	*	*
14/05/2025	08:00	*	*	*	*	*	*	*	*	*	*	*	*	*	*	*	*	*	*	*	*	*	*	*	*	*	*
14/05/2025	09:00	*	*	*	*	*	*	*	*	*	*	*	*	*	*	*	*	*	*	*	*	*	*	*	*	*	*
14/05/2025	10:00	*	*	*	*	*	*	*	*	*	*	*	*	*	*	*	*	*	*	*	*	*	*	*	*	*	*
14/05/2025	11:00	*	*	*	*	*	*	*	*	*	*	*	*	*	*	*	*	*	*	*	*	*	*	*	*	*	*
14/05/2025	12:00	*	*	*	*	*	*	*	*	*	*	*	*	*	*	*	*	*	*	*	*	*	*	*	*	*	*
14/05/2025	13:00	*	*	*	*	*	*	*	*	*	*	*	*	*	*	*	*	*	*	*	*	*	*	*	*	*	*
14/05/2025	14:00	*	*	*	*	*	*	*	*	*	*	*	*	*	*	*	*	*	*	*	*	*	*	*	*	*	*
14/05/2025	15:00	*	*	*	*	*	*	*	*	*	*	*	*	*	*	*	*	*	*	*	*	*	*	*	*	*	*
14/05/2025	16:00	*	*	*	*	*	*	*	*	*	*	*	*	*	*	*	*	*	*	*	*	*	*	*	*	*	*
14/05/2025	17:00	*	*	*	*	*	*	*	*	*	*	*	*	*	*	*	*	*	*	*	*	*	*	*	*	*	*
14/05/2025	18:00	*	*	*	*	*	*	*	*	*	*	*	*	*	*	*	*	*	*	*	*	*	*	*	*	*	*
14/05/2025	19:00	*	*	*	*	*	*	*	*	*	*	*	*	*	*	*	*	*	*	*	*	*	*	*	*	*	*
14/05/2025	20:00	*	*	*	*	*	*	*	*	*	*	*	*	*	*	*	*	*	*	*	*	*	*	*	*	*	*
14/05/2025	21:00	*	*	*	*	*	*	*	*	*	*	*	*	*	*	*	*	*	*	*	*	*	*	*	*	*	*
14/05/2025	22:00	*	*	*	*	*	*	*	*	*	*	*	*	*	*	*	*	*	*	*	*	*	*	*	*	*	*
14/05/2025	23:00	*	*	*	*	*	*	*	*	*	*	*	*	*	*	*	*	*	*	*	*	*	*	*	*	*	*
24 Hr Summary		0	0	0	0	0	0	0	0	0	0	0	0	0	0	0	0	0	0	0	0	0	0	0	*	*	*

Incoming Histogram

Court Hill

Court Hill Junction

from Sun-Apr-27-2025-06-00-PM to Sun-Jun-08-2025-08-59-PM

Date	Starting Hr:min	<15	15 to <20	20 to <25	25 to <30	30 to <35	35 to <40	40 to <45	45 to <50	50 to <55	55 to <60	60 to <65	65 to <70	70 to <75	75 to <80	80 to <85	85 to <90	90 to <95	95 to <100	100 to >105	Total Counts	Avg Speed (MPH)	85pct Speed	10MPH Pace	% in pace	# of Speeders	% Speeders
15/05/2025	00:00	*	*	*	*	*	*	*	*	*	*	*	*	*	*	*	*	*	*	*	*	*	*	*	*	*	*
15/05/2025	01:00	*	*	*	*	*	*	*	*	*	*	*	*	*	*	*	*	*	*	*	*	*	*	*	*	*	*
15/05/2025	02:00	*	*	*	*	*	*	*	*	*	*	*	*	*	*	*	*	*	*	*	*	*	*	*	*	*	*
15/05/2025	03:00	*	*	*	*	*	*	*	*	*	*	*	*	*	*	*	*	*	*	*	*	*	*	*	*	*	*
15/05/2025	04:00	*	*	*	*	*	*	*	*	*	*	*	*	*	*	*	*	*	*	*	*	*	*	*	*	*	*
15/05/2025	05:00	*	*	*	*	*	*	*	*	*	*	*	*	*	*	*	*	*	*	*	*	*	*	*	*	*	*
15/05/2025	06:00	*	*	*	*	*	*	*	*	*	*	*	*	*	*	*	*	*	*	*	*	*	*	*	*	*	*
15/05/2025	07:00	*	*	*	*	*	*	*	*	*	*	*	*	*	*	*	*	*	*	*	*	*	*	*	*	*	*
15/05/2025	08:00	*	*	*	*	*	*	*	*	*	*	*	*	*	*	*	*	*	*	*	*	*	*	*	*	*	*
15/05/2025	09:00	*	*	*	*	*	*	*	*	*	*	*	*	*	*	*	*	*	*	*	*	*	*	*	*	*	*
15/05/2025	10:00	*	*	*	*	*	*	*	*	*	*	*	*	*	*	*	*	*	*	*	*	*	*	*	*	*	*
15/05/2025	11:00	*	*	*	*	*	*	*	*	*	*	*	*	*	*	*	*	*	*	*	*	*	*	*	*	*	*
15/05/2025	12:00	*	*	*	*	*	*	*	*	*	*	*	*	*	*	*	*	*	*	*	*	*	*	*	*	*	*
15/05/2025	13:00	*	*	*	*	*	*	*	*	*	*	*	*	*	*	*	*	*	*	*	*	*	*	*	*	*	*
15/05/2025	14:00	*	*	*	*	*	*	*	*	*	*	*	*	*	*	*	*	*	*	*	*	*	*	*	*	*	*
15/05/2025	15:00	*	*	*	*	*	*	*	*	*	*	*	*	*	*	*	*	*	*	*	*	*	*	*	*	*	*
15/05/2025	16:00	*	*	*	*	*	*	*	*	*	*	*	*	*	*	*	*	*	*	*	*	*	*	*	*	*	*
15/05/2025	17:00	*	*	*	*	*	*	*	*	*	*	*	*	*	*	*	*	*	*	*	*	*	*	*	*	*	*
15/05/2025	18:00	*	*	*	*	*	*	*	*	*	*	*	*	*	*	*	*	*	*	*	*	*	*	*	*	*	*
15/05/2025	19:00	*	*	*	*	*	*	*	*	*	*	*	*	*	*	*	*	*	*	*	*	*	*	*	*	*	*
15/05/2025	20:00	*	*	*	*	*	*	*	*	*	*	*	*	*	*	*	*	*	*	*	*	*	*	*	*	*	*
15/05/2025	21:00	*	*	*	*	*	*	*	*	*	*	*	*	*	*	*	*	*	*	*	*	*	*	*	*	*	*
15/05/2025	22:00	*	*	*	*	*	*	*	*	*	*	*	*	*	*	*	*	*	*	*	*	*	*	*	*	*	*
15/05/2025	23:00	*	*	*	*	*	*	*	*	*	*	*	*	*	*	*	*	*	*	*	*	*	*	*	*	*	*
24 Hr Summary		0	0	0	0	0	0	0	0	0	0	0	0	0	0	0	0	0	0	0	0	0	0	*	*	*	*

Incoming Histogram

Court Hill

Court Hill Junction

from Sun-Apr-27-2025-06-00-PM to Sun-Jun-08-2025-08-59-PM

Date	Starting Hr:min	<15	15 to <20	20 to <25	25 to <30	30 to <35	35 to <40	40 to <45	45 to <50	50 to <55	55 to <60	60 to <65	65 to <70	70 to <75	75 to <80	80 to <85	85 to <90	90 to <95	95 to <100	100 to >105	Total Counts	Avg Speed (MPH)	85pct Speed	10MPH Pace	% in pace	# of Speeders	% Speeders
16/05/2025	00:00	*	*	*	*	*	*	*	*	*	*	*	*	*	*	*	*	*	*	*	*	*	*	*	*	*	*
16/05/2025	01:00	*	*	*	*	*	*	*	*	*	*	*	*	*	*	*	*	*	*	*	*	*	*	*	*	*	*
16/05/2025	02:00	*	*	*	*	*	*	*	*	*	*	*	*	*	*	*	*	*	*	*	*	*	*	*	*	*	*
16/05/2025	03:00	*	*	*	*	*	*	*	*	*	*	*	*	*	*	*	*	*	*	*	*	*	*	*	*	*	*
16/05/2025	04:00	*	*	*	*	*	*	*	*	*	*	*	*	*	*	*	*	*	*	*	*	*	*	*	*	*	*
16/05/2025	05:00	*	*	*	*	*	*	*	*	*	*	*	*	*	*	*	*	*	*	*	*	*	*	*	*	*	*
16/05/2025	06:00	*	*	*	*	*	*	*	*	*	*	*	*	*	*	*	*	*	*	*	*	*	*	*	*	*	*
16/05/2025	07:00	*	*	*	*	*	*	*	*	*	*	*	*	*	*	*	*	*	*	*	*	*	*	*	*	*	*
16/05/2025	08:00	*	*	*	*	*	*	*	*	*	*	*	*	*	*	*	*	*	*	*	*	*	*	*	*	*	*
16/05/2025	09:00	*	*	*	*	*	*	*	*	*	*	*	*	*	*	*	*	*	*	*	*	*	*	*	*	*	*
16/05/2025	10:00	*	*	*	*	*	*	*	*	*	*	*	*	*	*	*	*	*	*	*	*	*	*	*	*	*	*
16/05/2025	11:00	*	*	*	*	*	*	*	*	*	*	*	*	*	*	*	*	*	*	*	*	*	*	*	*	*	*
16/05/2025	12:00	*	*	*	*	*	*	*	*	*	*	*	*	*	*	*	*	*	*	*	*	*	*	*	*	*	*
16/05/2025	13:00	*	*	*	*	*	*	*	*	*	*	*	*	*	*	*	*	*	*	*	*	*	*	*	*	*	*
16/05/2025	14:00	*	*	*	*	*	*	*	*	*	*	*	*	*	*	*	*	*	*	*	*	*	*	*	*	*	*
16/05/2025	15:00	*	*	*	*	*	*	*	*	*	*	*	*	*	*	*	*	*	*	*	*	*	*	*	*	*	*
16/05/2025	16:00	*	*	*	*	*	*	*	*	*	*	*	*	*	*	*	*	*	*	*	*	*	*	*	*	*	*
16/05/2025	17:00	*	*	*	*	*	*	*	*	*	*	*	*	*	*	*	*	*	*	*	*	*	*	*	*	*	*
16/05/2025	18:00	*	*	*	*	*	*	*	*	*	*	*	*	*	*	*	*	*	*	*	*	*	*	*	*	*	*
16/05/2025	19:00	*	*	*	*	*	*	*	*	*	*	*	*	*	*	*	*	*	*	*	*	*	*	*	*	*	*
16/05/2025	20:00	*	*	*	*	*	*	*	*	*	*	*	*	*	*	*	*	*	*	*	*	*	*	*	*	*	*
16/05/2025	21:00	*	*	*	*	*	*	*	*	*	*	*	*	*	*	*	*	*	*	*	*	*	*	*	*	*	*
16/05/2025	22:00	*	*	*	*	*	*	*	*	*	*	*	*	*	*	*	*	*	*	*	*	*	*	*	*	*	*
16/05/2025	23:00	*	*	*	*	*	*	*	*	*	*	*	*	*	*	*	*	*	*	*	*	*	*	*	*	*	*
24 Hr Summary		0	0	0	0	0	0	0	0	0	0	0	0	0	0	0	0	0	0	0	0	0	0	0	*	*	*

Incoming Histogram

Court Hill

Court Hill Junction

from Sun-Apr-27-2025-06-00-PM to Sun-Jun-08-2025-08-59-PM

Date	Starting Hr:min	<15	15 to <20	20 to <25	25 to <30	30 to <35	35 to <40	40 to <45	45 to <50	50 to <55	55 to <60	60 to <65	65 to <70	70 to <75	75 to <80	80 to <85	85 to <90	90 to <95	95 to <100	100 to >105	Total Counts	Avg Speed (MPH)	85pct Speed	10MPH Pace	% in pace	# of Speeders	% Speeders
17/05/2025	00:00	*	*	*	*	*	*	*	*	*	*	*	*	*	*	*	*	*	*	*	*	*	*	*	*	*	*
17/05/2025	01:00	*	*	*	*	*	*	*	*	*	*	*	*	*	*	*	*	*	*	*	*	*	*	*	*	*	*
17/05/2025	02:00	*	*	*	*	*	*	*	*	*	*	*	*	*	*	*	*	*	*	*	*	*	*	*	*	*	*
17/05/2025	03:00	*	*	*	*	*	*	*	*	*	*	*	*	*	*	*	*	*	*	*	*	*	*	*	*	*	*
17/05/2025	04:00	*	*	*	*	*	*	*	*	*	*	*	*	*	*	*	*	*	*	*	*	*	*	*	*	*	*
17/05/2025	05:00	*	*	*	*	*	*	*	*	*	*	*	*	*	*	*	*	*	*	*	*	*	*	*	*	*	*
17/05/2025	06:00	*	*	*	*	*	*	*	*	*	*	*	*	*	*	*	*	*	*	*	*	*	*	*	*	*	*
17/05/2025	07:00	*	*	*	*	*	*	*	*	*	*	*	*	*	*	*	*	*	*	*	*	*	*	*	*	*	*
17/05/2025	08:00	*	*	*	*	*	*	*	*	*	*	*	*	*	*	*	*	*	*	*	*	*	*	*	*	*	*
17/05/2025	09:00	*	*	*	*	*	*	*	*	*	*	*	*	*	*	*	*	*	*	*	*	*	*	*	*	*	*
17/05/2025	10:00	*	*	*	*	*	*	*	*	*	*	*	*	*	*	*	*	*	*	*	*	*	*	*	*	*	*
17/05/2025	11:00	*	*	*	*	*	*	*	*	*	*	*	*	*	*	*	*	*	*	*	*	*	*	*	*	*	*
17/05/2025	12:00	*	*	*	*	*	*	*	*	*	*	*	*	*	*	*	*	*	*	*	*	*	*	*	*	*	*
17/05/2025	13:00	*	*	*	*	*	*	*	*	*	*	*	*	*	*	*	*	*	*	*	*	*	*	*	*	*	*
17/05/2025	14:00	*	*	*	*	*	*	*	*	*	*	*	*	*	*	*	*	*	*	*	*	*	*	*	*	*	*
17/05/2025	15:00	*	*	*	*	*	*	*	*	*	*	*	*	*	*	*	*	*	*	*	*	*	*	*	*	*	*
17/05/2025	16:00	*	*	*	*	*	*	*	*	*	*	*	*	*	*	*	*	*	*	*	*	*	*	*	*	*	*
17/05/2025	17:00	*	*	*	*	*	*	*	*	*	*	*	*	*	*	*	*	*	*	*	*	*	*	*	*	*	*
17/05/2025	18:00	*	*	*	*	*	*	*	*	*	*	*	*	*	*	*	*	*	*	*	*	*	*	*	*	*	*
17/05/2025	19:00	*	*	*	*	*	*	*	*	*	*	*	*	*	*	*	*	*	*	*	*	*	*	*	*	*	*
17/05/2025	20:00	*	*	*	*	*	*	*	*	*	*	*	*	*	*	*	*	*	*	*	*	*	*	*	*	*	*
17/05/2025	21:00	*	*	*	*	*	*	*	*	*	*	*	*	*	*	*	*	*	*	*	*	*	*	*	*	*	*
17/05/2025	22:00	*	*	*	*	*	*	*	*	*	*	*	*	*	*	*	*	*	*	*	*	*	*	*	*	*	*
17/05/2025	23:00	*	*	*	*	*	*	*	*	*	*	*	*	*	*	*	*	*	*	*	*	*	*	*	*	*	*
24 Hr Summary		0	0	0	0	0	0	0	0	0	0	0	0	0	0	0	0	0	0	0	0	0	0	0	*	*	*

Incoming Histogram

Court Hill

Court Hill Junction

from Sun-Apr-27-2025-06-00-PM to Sun-Jun-08-2025-08-59-PM

Date	Starting Hr:min	<15	15 to <20	20 to <25	25 to <30	30 to <35	35 to <40	40 to <45	45 to <50	50 to <55	55 to <60	60 to <65	65 to <70	70 to <75	75 to <80	80 to <85	85 to <90	90 to <95	95 to <100	100 to >105	Total Counts	Avg Speed (MPH)	85pct Speed	10MPH Pace	% in pace	# of Speeders	% Speeders
18/05/2025	00:00	*	*	*	*	*	*	*	*	*	*	*	*	*	*	*	*	*	*	*	*	*	*	*	*	*	*
18/05/2025	01:00	*	*	*	*	*	*	*	*	*	*	*	*	*	*	*	*	*	*	*	*	*	*	*	*	*	*
18/05/2025	02:00	*	*	*	*	*	*	*	*	*	*	*	*	*	*	*	*	*	*	*	*	*	*	*	*	*	*
18/05/2025	03:00	*	*	*	*	*	*	*	*	*	*	*	*	*	*	*	*	*	*	*	*	*	*	*	*	*	*
18/05/2025	04:00	*	*	*	*	*	*	*	*	*	*	*	*	*	*	*	*	*	*	*	*	*	*	*	*	*	*
18/05/2025	05:00	*	*	*	*	*	*	*	*	*	*	*	*	*	*	*	*	*	*	*	*	*	*	*	*	*	*
18/05/2025	06:00	*	*	*	*	*	*	*	*	*	*	*	*	*	*	*	*	*	*	*	*	*	*	*	*	*	*
18/05/2025	07:00	*	*	*	*	*	*	*	*	*	*	*	*	*	*	*	*	*	*	*	*	*	*	*	*	*	*
18/05/2025	08:00	*	*	*	*	*	*	*	*	*	*	*	*	*	*	*	*	*	*	*	*	*	*	*	*	*	*
18/05/2025	09:00	*	*	*	*	*	*	*	*	*	*	*	*	*	*	*	*	*	*	*	*	*	*	*	*	*	*
18/05/2025	10:00	*	*	*	*	*	*	*	*	*	*	*	*	*	*	*	*	*	*	*	*	*	*	*	*	*	*
18/05/2025	11:00	*	*	*	*	*	*	*	*	*	*	*	*	*	*	*	*	*	*	*	*	*	*	*	*	*	*
18/05/2025	12:00	*	*	*	*	*	*	*	*	*	*	*	*	*	*	*	*	*	*	*	*	*	*	*	*	*	*
18/05/2025	13:00	*	*	*	*	*	*	*	*	*	*	*	*	*	*	*	*	*	*	*	*	*	*	*	*	*	*
18/05/2025	14:00	*	*	*	*	*	*	*	*	*	*	*	*	*	*	*	*	*	*	*	*	*	*	*	*	*	*
18/05/2025	15:00	*	*	*	*	*	*	*	*	*	*	*	*	*	*	*	*	*	*	*	*	*	*	*	*	*	*
18/05/2025	16:00	*	*	*	*	*	*	*	*	*	*	*	*	*	*	*	*	*	*	*	*	*	*	*	*	*	*
18/05/2025	17:00	*	*	*	*	*	*	*	*	*	*	*	*	*	*	*	*	*	*	*	*	*	*	*	*	*	*
18/05/2025	18:00	*	*	*	*	*	*	*	*	*	*	*	*	*	*	*	*	*	*	*	*	*	*	*	*	*	*
18/05/2025	19:00	*	*	*	*	*	*	*	*	*	*	*	*	*	*	*	*	*	*	*	*	*	*	*	*	*	*
18/05/2025	20:00	*	*	*	*	*	*	*	*	*	*	*	*	*	*	*	*	*	*	*	*	*	*	*	*	*	*
18/05/2025	21:00	*	*	*	*	*	*	*	*	*	*	*	*	*	*	*	*	*	*	*	*	*	*	*	*	*	*
18/05/2025	22:00	*	*	*	*	*	*	*	*	*	*	*	*	*	*	*	*	*	*	*	*	*	*	*	*	*	*
18/05/2025	23:00	*	*	*	*	*	*	*	*	*	*	*	*	*	*	*	*	*	*	*	*	*	*	*	*	*	*
24 Hr Summary		0	0	0	0	0	0	0	0	0	0	0	0	0	0	0	0	0	0	0	0	0	0	0	*	*	*

Incoming Histogram

Court Hill

Court Hill Junction

from Sun-Apr-27-2025-06-00-PM to Sun-Jun-08-2025-08-59-PM

Date	Starting Hr:min	<15	15 to <20	20 to <25	25 to <30	30 to <35	35 to <40	40 to <45	45 to <50	50 to <55	55 to <60	60 to <65	65 to <70	70 to <75	75 to <80	80 to <85	85 to <90	90 to <95	95 to <100	100 to >105	Total Counts	Avg Speed (MPH)	85pct Speed	10MPH Pace	% in pace	# of Speeders	% Speeders
19/05/2025	00:00	*	*	*	*	*	*	*	*	*	*	*	*	*	*	*	*	*	*	*	*	*	*	*	*	*	*
19/05/2025	01:00	*	*	*	*	*	*	*	*	*	*	*	*	*	*	*	*	*	*	*	*	*	*	*	*	*	*
19/05/2025	02:00	*	*	*	*	*	*	*	*	*	*	*	*	*	*	*	*	*	*	*	*	*	*	*	*	*	*
19/05/2025	03:00	*	*	*	*	*	*	*	*	*	*	*	*	*	*	*	*	*	*	*	*	*	*	*	*	*	*
19/05/2025	04:00	*	*	*	*	*	*	*	*	*	*	*	*	*	*	*	*	*	*	*	*	*	*	*	*	*	*
19/05/2025	05:00	*	*	*	*	*	*	*	*	*	*	*	*	*	*	*	*	*	*	*	*	*	*	*	*	*	*
19/05/2025	06:00	*	*	*	*	*	*	*	*	*	*	*	*	*	*	*	*	*	*	*	*	*	*	*	*	*	*
19/05/2025	07:00	*	*	*	*	*	*	*	*	*	*	*	*	*	*	*	*	*	*	*	*	*	*	*	*	*	*
19/05/2025	08:00	*	*	*	*	*	*	*	*	*	*	*	*	*	*	*	*	*	*	*	*	*	*	*	*	*	*
19/05/2025	09:00	*	*	*	*	*	*	*	*	*	*	*	*	*	*	*	*	*	*	*	*	*	*	*	*	*	*
19/05/2025	10:00	*	*	*	*	*	*	*	*	*	*	*	*	*	*	*	*	*	*	*	*	*	*	*	*	*	*
19/05/2025	11:00	*	*	*	*	*	*	*	*	*	*	*	*	*	*	*	*	*	*	*	*	*	*	*	*	*	*
19/05/2025	12:00	*	*	*	*	*	*	*	*	*	*	*	*	*	*	*	*	*	*	*	*	*	*	*	*	*	*
19/05/2025	13:00	*	*	*	*	*	*	*	*	*	*	*	*	*	*	*	*	*	*	*	*	*	*	*	*	*	*
19/05/2025	14:00	*	*	*	*	*	*	*	*	*	*	*	*	*	*	*	*	*	*	*	*	*	*	*	*	*	*
19/05/2025	15:00	*	*	*	*	*	*	*	*	*	*	*	*	*	*	*	*	*	*	*	*	*	*	*	*	*	*
19/05/2025	16:00	*	*	*	*	*	*	*	*	*	*	*	*	*	*	*	*	*	*	*	*	*	*	*	*	*	*
19/05/2025	17:00	*	*	*	*	*	*	*	*	*	*	*	*	*	*	*	*	*	*	*	*	*	*	*	*	*	*
19/05/2025	18:00	*	*	*	*	*	*	*	*	*	*	*	*	*	*	*	*	*	*	*	*	*	*	*	*	*	*
19/05/2025	19:00	*	*	*	*	*	*	*	*	*	*	*	*	*	*	*	*	*	*	*	*	*	*	*	*	*	*
19/05/2025	20:00	*	*	*	*	*	*	*	*	*	*	*	*	*	*	*	*	*	*	*	*	*	*	*	*	*	*
19/05/2025	21:00	*	*	*	*	*	*	*	*	*	*	*	*	*	*	*	*	*	*	*	*	*	*	*	*	*	*
19/05/2025	22:00	*	*	*	*	*	*	*	*	*	*	*	*	*	*	*	*	*	*	*	*	*	*	*	*	*	*
19/05/2025	23:00	*	*	*	*	*	*	*	*	*	*	*	*	*	*	*	*	*	*	*	*	*	*	*	*	*	*
24 Hr Summary		0	0	0	0	0	0	0	0	0	0	0	0	0	0	0	0	0	0	0	0	0	0	0	*	*	*

Incoming Histogram

Court Hill

Court Hill Junction

from Sun-Apr-27-2025-06-00-PM to Sun-Jun-08-2025-08-59-PM

Date	Starting Hr:min	<15	15 to <20	20 to <25	25 to <30	30 to <35	35 to <40	40 to <45	45 to <50	50 to <55	55 to <60	60 to <65	65 to <70	70 to <75	75 to <80	80 to <85	85 to <90	90 to <95	95 to <100	100 to >105	Total Counts	Avg Speed (MPH)	85pct Speed	10MPH Pace	% in pace	# of Speeders	% Speeders
20/05/2025	00:00	*	*	*	*	*	*	*	*	*	*	*	*	*	*	*	*	*	*	*	*	*	*	*	*	*	*
20/05/2025	01:00	*	*	*	*	*	*	*	*	*	*	*	*	*	*	*	*	*	*	*	*	*	*	*	*	*	*
20/05/2025	02:00	*	*	*	*	*	*	*	*	*	*	*	*	*	*	*	*	*	*	*	*	*	*	*	*	*	*
20/05/2025	03:00	*	*	*	*	*	*	*	*	*	*	*	*	*	*	*	*	*	*	*	*	*	*	*	*	*	*
20/05/2025	04:00	*	*	*	*	*	*	*	*	*	*	*	*	*	*	*	*	*	*	*	*	*	*	*	*	*	*
20/05/2025	05:00	*	*	*	*	*	*	*	*	*	*	*	*	*	*	*	*	*	*	*	*	*	*	*	*	*	*
20/05/2025	06:00	*	*	*	*	*	*	*	*	*	*	*	*	*	*	*	*	*	*	*	*	*	*	*	*	*	*
20/05/2025	07:00	*	*	*	*	*	*	*	*	*	*	*	*	*	*	*	*	*	*	*	*	*	*	*	*	*	*
20/05/2025	08:00	*	*	*	*	*	*	*	*	*	*	*	*	*	*	*	*	*	*	*	*	*	*	*	*	*	*
20/05/2025	09:00	*	*	*	*	*	*	*	*	*	*	*	*	*	*	*	*	*	*	*	*	*	*	*	*	*	*
20/05/2025	10:00	*	*	*	*	*	*	*	*	*	*	*	*	*	*	*	*	*	*	*	*	*	*	*	*	*	*
20/05/2025	11:00	*	*	*	*	*	*	*	*	*	*	*	*	*	*	*	*	*	*	*	*	*	*	*	*	*	*
20/05/2025	12:00	*	*	*	*	*	*	*	*	*	*	*	*	*	*	*	*	*	*	*	*	*	*	*	*	*	*
20/05/2025	13:00	*	*	*	*	*	*	*	*	*	*	*	*	*	*	*	*	*	*	*	*	*	*	*	*	*	*
20/05/2025	14:00	*	*	*	*	*	*	*	*	*	*	*	*	*	*	*	*	*	*	*	*	*	*	*	*	*	*
20/05/2025	15:00	*	*	*	*	*	*	*	*	*	*	*	*	*	*	*	*	*	*	*	*	*	*	*	*	*	*
20/05/2025	16:00	*	*	*	*	*	*	*	*	*	*	*	*	*	*	*	*	*	*	*	*	*	*	*	*	*	*
20/05/2025	17:00	*	*	*	*	*	*	*	*	*	*	*	*	*	*	*	*	*	*	*	*	*	*	*	*	*	*
20/05/2025	18:00	*	*	*	*	*	*	*	*	*	*	*	*	*	*	*	*	*	*	*	*	*	*	*	*	*	*
20/05/2025	19:00	*	*	*	*	*	*	*	*	*	*	*	*	*	*	*	*	*	*	*	*	*	*	*	*	*	*
20/05/2025	20:00	*	*	*	*	*	*	*	*	*	*	*	*	*	*	*	*	*	*	*	*	*	*	*	*	*	*
20/05/2025	21:00	*	*	*	*	*	*	*	*	*	*	*	*	*	*	*	*	*	*	*	*	*	*	*	*	*	*
20/05/2025	22:00	*	*	*	*	*	*	*	*	*	*	*	*	*	*	*	*	*	*	*	*	*	*	*	*	*	*
20/05/2025	23:00	*	*	*	*	*	*	*	*	*	*	*	*	*	*	*	*	*	*	*	*	*	*	*	*	*	*
24 Hr Summary		0	0	0	0	0	0	0	0	0	0	0	0	0	0	0	0	0	0	0	0	0	0	0	*	*	*

Incoming Histogram

Court Hill

Court Hill Junction

from Sun-Apr-27-2025-06-00-PM to Sun-Jun-08-2025-08-59-PM

Date	Starting Hr:min	<15	15 to <20	20 to <25	25 to <30	30 to <35	35 to <40	40 to <45	45 to <50	50 to <55	55 to <60	60 to <65	65 to <70	70 to <75	75 to <80	80 to <85	85 to <90	90 to <95	95 to <100	100 to >105	Total Counts	Avg Speed (MPH)	85pct Speed	10MPH Pace	% in pace	# of Speeders	% Speeders
21/05/2025	00:00	*	*	*	*	*	*	*	*	*	*	*	*	*	*	*	*	*	*	*	*	*	*	*	*	*	*
21/05/2025	01:00	*	*	*	*	*	*	*	*	*	*	*	*	*	*	*	*	*	*	*	*	*	*	*	*	*	*
21/05/2025	02:00	*	*	*	*	*	*	*	*	*	*	*	*	*	*	*	*	*	*	*	*	*	*	*	*	*	*
21/05/2025	03:00	*	*	*	*	*	*	*	*	*	*	*	*	*	*	*	*	*	*	*	*	*	*	*	*	*	*
21/05/2025	04:00	*	*	*	*	*	*	*	*	*	*	*	*	*	*	*	*	*	*	*	*	*	*	*	*	*	*
21/05/2025	05:00	*	*	*	*	*	*	*	*	*	*	*	*	*	*	*	*	*	*	*	*	*	*	*	*	*	*
21/05/2025	06:00	*	*	*	*	*	*	*	*	*	*	*	*	*	*	*	*	*	*	*	*	*	*	*	*	*	*
21/05/2025	07:00	*	*	*	*	*	*	*	*	*	*	*	*	*	*	*	*	*	*	*	*	*	*	*	*	*	*
21/05/2025	08:00	*	*	*	*	*	*	*	*	*	*	*	*	*	*	*	*	*	*	*	*	*	*	*	*	*	*
21/05/2025	09:00	*	*	*	*	*	*	*	*	*	*	*	*	*	*	*	*	*	*	*	*	*	*	*	*	*	*
21/05/2025	10:00	*	*	*	*	*	*	*	*	*	*	*	*	*	*	*	*	*	*	*	*	*	*	*	*	*	*
21/05/2025	11:00	*	*	*	*	*	*	*	*	*	*	*	*	*	*	*	*	*	*	*	*	*	*	*	*	*	*
21/05/2025	12:00	*	*	*	*	*	*	*	*	*	*	*	*	*	*	*	*	*	*	*	*	*	*	*	*	*	*
21/05/2025	13:00	*	*	*	*	*	*	*	*	*	*	*	*	*	*	*	*	*	*	*	*	*	*	*	*	*	*
21/05/2025	14:00	*	*	*	*	*	*	*	*	*	*	*	*	*	*	*	*	*	*	*	*	*	*	*	*	*	*
21/05/2025	15:00	*	*	*	*	*	*	*	*	*	*	*	*	*	*	*	*	*	*	*	*	*	*	*	*	*	*
21/05/2025	16:00	*	*	*	*	*	*	*	*	*	*	*	*	*	*	*	*	*	*	*	*	*	*	*	*	*	*
21/05/2025	17:00	*	*	*	*	*	*	*	*	*	*	*	*	*	*	*	*	*	*	*	*	*	*	*	*	*	*
21/05/2025	18:00	*	*	*	*	*	*	*	*	*	*	*	*	*	*	*	*	*	*	*	*	*	*	*	*	*	*
21/05/2025	19:00	*	*	*	*	*	*	*	*	*	*	*	*	*	*	*	*	*	*	*	*	*	*	*	*	*	*
21/05/2025	20:00	*	*	*	*	*	*	*	*	*	*	*	*	*	*	*	*	*	*	*	*	*	*	*	*	*	*
21/05/2025	21:00	*	*	*	*	*	*	*	*	*	*	*	*	*	*	*	*	*	*	*	*	*	*	*	*	*	*
21/05/2025	22:00	*	*	*	*	*	*	*	*	*	*	*	*	*	*	*	*	*	*	*	*	*	*	*	*	*	*
21/05/2025	23:00	*	*	*	*	*	*	*	*	*	*	*	*	*	*	*	*	*	*	*	*	*	*	*	*	*	*
24 Hr Summary		0	0	0	0	0	0	0	0	0	0	0	0	0	0	0	0	0	0	0	0	0	0	0	*	*	*

Incoming Histogram

Court Hill

Court Hill Junction

from Sun-Apr-27-2025-06-00-PM to Sun-Jun-08-2025-08-59-PM

Date	Starting Hr:min	<15	15 to <20	20 to <25	25 to <30	30 to <35	35 to <40	40 to <45	45 to <50	50 to <55	55 to <60	60 to <65	65 to <70	70 to <75	75 to <80	80 to <85	85 to <90	90 to <95	95 to <100	100 to >105	Total Counts	Avg Speed (MPH)	85pct Speed	10MPH Pace	% in pace	# of Speeders	% Speeders
22/05/2025	00:00	*	*	*	*	*	*	*	*	*	*	*	*	*	*	*	*	*	*	*	*	*	*	*	*	*	*
22/05/2025	01:00	*	*	*	*	*	*	*	*	*	*	*	*	*	*	*	*	*	*	*	*	*	*	*	*	*	*
22/05/2025	02:00	*	*	*	*	*	*	*	*	*	*	*	*	*	*	*	*	*	*	*	*	*	*	*	*	*	*
22/05/2025	03:00	*	*	*	*	*	*	*	*	*	*	*	*	*	*	*	*	*	*	*	*	*	*	*	*	*	*
22/05/2025	04:00	*	*	*	*	*	*	*	*	*	*	*	*	*	*	*	*	*	*	*	*	*	*	*	*	*	*
22/05/2025	05:00	*	*	*	*	*	*	*	*	*	*	*	*	*	*	*	*	*	*	*	*	*	*	*	*	*	*
22/05/2025	06:00	*	*	*	*	*	*	*	*	*	*	*	*	*	*	*	*	*	*	*	*	*	*	*	*	*	*
22/05/2025	07:00	*	*	*	*	*	*	*	*	*	*	*	*	*	*	*	*	*	*	*	*	*	*	*	*	*	*
22/05/2025	08:00	*	*	*	*	*	*	*	*	*	*	*	*	*	*	*	*	*	*	*	*	*	*	*	*	*	*
22/05/2025	09:00	*	*	*	*	*	*	*	*	*	*	*	*	*	*	*	*	*	*	*	*	*	*	*	*	*	*
22/05/2025	10:00	*	*	*	*	*	*	*	*	*	*	*	*	*	*	*	*	*	*	*	*	*	*	*	*	*	*
22/05/2025	11:00	*	*	*	*	*	*	*	*	*	*	*	*	*	*	*	*	*	*	*	*	*	*	*	*	*	*
22/05/2025	12:00	*	*	*	*	*	*	*	*	*	*	*	*	*	*	*	*	*	*	*	*	*	*	*	*	*	*
22/05/2025	13:00	*	*	*	*	*	*	*	*	*	*	*	*	*	*	*	*	*	*	*	*	*	*	*	*	*	*
22/05/2025	14:00	*	*	*	*	*	*	*	*	*	*	*	*	*	*	*	*	*	*	*	*	*	*	*	*	*	*
22/05/2025	15:00	*	*	*	*	*	*	*	*	*	*	*	*	*	*	*	*	*	*	*	*	*	*	*	*	*	*
22/05/2025	16:00	*	*	*	*	*	*	*	*	*	*	*	*	*	*	*	*	*	*	*	*	*	*	*	*	*	*
22/05/2025	17:00	*	*	*	*	*	*	*	*	*	*	*	*	*	*	*	*	*	*	*	*	*	*	*	*	*	*
22/05/2025	18:00	*	*	*	*	*	*	*	*	*	*	*	*	*	*	*	*	*	*	*	*	*	*	*	*	*	*
22/05/2025	19:00	*	*	*	*	*	*	*	*	*	*	*	*	*	*	*	*	*	*	*	*	*	*	*	*	*	*
22/05/2025	20:00	*	*	*	*	*	*	*	*	*	*	*	*	*	*	*	*	*	*	*	*	*	*	*	*	*	*
22/05/2025	21:00	*	*	*	*	*	*	*	*	*	*	*	*	*	*	*	*	*	*	*	*	*	*	*	*	*	*
22/05/2025	22:00	*	*	*	*	*	*	*	*	*	*	*	*	*	*	*	*	*	*	*	*	*	*	*	*	*	*
22/05/2025	23:00	*	*	*	*	*	*	*	*	*	*	*	*	*	*	*	*	*	*	*	*	*	*	*	*	*	*
24 Hr Summary		0	0	0	0	0	0	0	0	0	0	0	0	0	0	0	0	0	0	0	0	0	0	0	*	*	*

Incoming Histogram

Court Hill

Court Hill Junction

from Sun-Apr-27-2025-06-00-PM to Sun-Jun-08-2025-08-59-PM

Date	Starting Hr:min	<15	15 to <20	20 to <25	25 to <30	30 to <35	35 to <40	40 to <45	45 to <50	50 to <55	55 to <60	60 to <65	65 to <70	70 to <75	75 to <80	80 to <85	85 to <90	90 to <95	95 to <100	100 to >105	Total Counts	Avg Speed (MPH)	85pct Speed	10MPH Pace	% in pace	# of Speeders	% Speeders
23/05/2025	00:00	*	*	*	*	*	*	*	*	*	*	*	*	*	*	*	*	*	*	*	*	*	*	*	*	*	*
23/05/2025	01:00	*	*	*	*	*	*	*	*	*	*	*	*	*	*	*	*	*	*	*	*	*	*	*	*	*	*
23/05/2025	02:00	*	*	*	*	*	*	*	*	*	*	*	*	*	*	*	*	*	*	*	*	*	*	*	*	*	*
23/05/2025	03:00	*	*	*	*	*	*	*	*	*	*	*	*	*	*	*	*	*	*	*	*	*	*	*	*	*	*
23/05/2025	04:00	*	*	*	*	*	*	*	*	*	*	*	*	*	*	*	*	*	*	*	*	*	*	*	*	*	*
23/05/2025	05:00	*	*	*	*	*	*	*	*	*	*	*	*	*	*	*	*	*	*	*	*	*	*	*	*	*	*
23/05/2025	06:00	*	*	*	*	*	*	*	*	*	*	*	*	*	*	*	*	*	*	*	*	*	*	*	*	*	*
23/05/2025	07:00	*	*	*	*	*	*	*	*	*	*	*	*	*	*	*	*	*	*	*	*	*	*	*	*	*	*
23/05/2025	08:00	*	*	*	*	*	*	*	*	*	*	*	*	*	*	*	*	*	*	*	*	*	*	*	*	*	*
23/05/2025	09:00	*	*	*	*	*	*	*	*	*	*	*	*	*	*	*	*	*	*	*	*	*	*	*	*	*	*
23/05/2025	10:00	*	*	*	*	*	*	*	*	*	*	*	*	*	*	*	*	*	*	*	*	*	*	*	*	*	*
23/05/2025	11:00	*	*	*	*	*	*	*	*	*	*	*	*	*	*	*	*	*	*	*	*	*	*	*	*	*	*
23/05/2025	12:00	*	*	*	*	*	*	*	*	*	*	*	*	*	*	*	*	*	*	*	*	*	*	*	*	*	*
23/05/2025	13:00	*	*	*	*	*	*	*	*	*	*	*	*	*	*	*	*	*	*	*	*	*	*	*	*	*	*
23/05/2025	14:00	*	*	*	*	*	*	*	*	*	*	*	*	*	*	*	*	*	*	*	*	*	*	*	*	*	*
23/05/2025	15:00	*	*	*	*	*	*	*	*	*	*	*	*	*	*	*	*	*	*	*	*	*	*	*	*	*	*
23/05/2025	16:00	*	*	*	*	*	*	*	*	*	*	*	*	*	*	*	*	*	*	*	*	*	*	*	*	*	*
23/05/2025	17:00	*	*	*	*	*	*	*	*	*	*	*	*	*	*	*	*	*	*	*	*	*	*	*	*	*	*
23/05/2025	18:00	*	*	*	*	*	*	*	*	*	*	*	*	*	*	*	*	*	*	*	*	*	*	*	*	*	*
23/05/2025	19:00	*	*	*	*	*	*	*	*	*	*	*	*	*	*	*	*	*	*	*	*	*	*	*	*	*	*
23/05/2025	20:00	*	*	*	*	*	*	*	*	*	*	*	*	*	*	*	*	*	*	*	*	*	*	*	*	*	*
23/05/2025	21:00	*	*	*	*	*	*	*	*	*	*	*	*	*	*	*	*	*	*	*	*	*	*	*	*	*	*
23/05/2025	22:00	*	*	*	*	*	*	*	*	*	*	*	*	*	*	*	*	*	*	*	*	*	*	*	*	*	*
23/05/2025	23:00	*	*	*	*	*	*	*	*	*	*	*	*	*	*	*	*	*	*	*	*	*	*	*	*	*	*
24 Hr Summary		0	0	0	0	0	0	0	0	0	0	0	0	0	0	0	0	0	0	0	0	0	0	0	*	*	*

Incoming Histogram

Court Hill

Court Hill Junction

from Sun-Apr-27-2025-06-00-PM to Sun-Jun-08-2025-08-59-PM

Date	Starting Hr:min	<15	15 to <20	20 to <25	25 to <30	30 to <35	35 to <40	40 to <45	45 to <50	50 to <55	55 to <60	60 to <65	65 to <70	70 to <75	75 to <80	80 to <85	85 to <90	90 to <95	95 to <100	100 to >105	Total Counts	Avg Speed (MPH)	85pct Speed	10MPH Pace	% in pace	# of Speeders	% Speeders
24/05/2025	00:00	*	*	*	*	*	*	*	*	*	*	*	*	*	*	*	*	*	*	*	*	*	*	*	*	*	*
24/05/2025	01:00	*	*	*	*	*	*	*	*	*	*	*	*	*	*	*	*	*	*	*	*	*	*	*	*	*	*
24/05/2025	02:00	*	*	*	*	*	*	*	*	*	*	*	*	*	*	*	*	*	*	*	*	*	*	*	*	*	*
24/05/2025	03:00	*	*	*	*	*	*	*	*	*	*	*	*	*	*	*	*	*	*	*	*	*	*	*	*	*	*
24/05/2025	04:00	*	*	*	*	*	*	*	*	*	*	*	*	*	*	*	*	*	*	*	*	*	*	*	*	*	*
24/05/2025	05:00	*	*	*	*	*	*	*	*	*	*	*	*	*	*	*	*	*	*	*	*	*	*	*	*	*	*
24/05/2025	06:00	*	*	*	*	*	*	*	*	*	*	*	*	*	*	*	*	*	*	*	*	*	*	*	*	*	*
24/05/2025	07:00	*	*	*	*	*	*	*	*	*	*	*	*	*	*	*	*	*	*	*	*	*	*	*	*	*	*
24/05/2025	08:00	*	*	*	*	*	*	*	*	*	*	*	*	*	*	*	*	*	*	*	*	*	*	*	*	*	*
24/05/2025	09:00	*	*	*	*	*	*	*	*	*	*	*	*	*	*	*	*	*	*	*	*	*	*	*	*	*	*
24/05/2025	10:00	*	*	*	*	*	*	*	*	*	*	*	*	*	*	*	*	*	*	*	*	*	*	*	*	*	*
24/05/2025	11:00	*	*	*	*	*	*	*	*	*	*	*	*	*	*	*	*	*	*	*	*	*	*	*	*	*	*
24/05/2025	12:00	*	*	*	*	*	*	*	*	*	*	*	*	*	*	*	*	*	*	*	*	*	*	*	*	*	*
24/05/2025	13:00	*	*	*	*	*	*	*	*	*	*	*	*	*	*	*	*	*	*	*	*	*	*	*	*	*	*
24/05/2025	14:00	*	*	*	*	*	*	*	*	*	*	*	*	*	*	*	*	*	*	*	*	*	*	*	*	*	*
24/05/2025	15:00	*	*	*	*	*	*	*	*	*	*	*	*	*	*	*	*	*	*	*	*	*	*	*	*	*	*
24/05/2025	16:00	*	*	*	*	*	*	*	*	*	*	*	*	*	*	*	*	*	*	*	*	*	*	*	*	*	*
24/05/2025	17:00	*	*	*	*	*	*	*	*	*	*	*	*	*	*	*	*	*	*	*	*	*	*	*	*	*	*
24/05/2025	18:00	*	*	*	*	*	*	*	*	*	*	*	*	*	*	*	*	*	*	*	*	*	*	*	*	*	*
24/05/2025	19:00	*	*	*	*	*	*	*	*	*	*	*	*	*	*	*	*	*	*	*	*	*	*	*	*	*	*
24/05/2025	20:00	*	*	*	*	*	*	*	*	*	*	*	*	*	*	*	*	*	*	*	*	*	*	*	*	*	*
24/05/2025	21:00	*	*	*	*	*	*	*	*	*	*	*	*	*	*	*	*	*	*	*	*	*	*	*	*	*	*
24/05/2025	22:00	*	*	*	*	*	*	*	*	*	*	*	*	*	*	*	*	*	*	*	*	*	*	*	*	*	*
24/05/2025	23:00	*	*	*	*	*	*	*	*	*	*	*	*	*	*	*	*	*	*	*	*	*	*	*	*	*	*
24 Hr Summary		0	0	0	0	0	0	0	0	0	0	0	0	0	0	0	0	0	0	0	0	0	0	0	*	*	*

Incoming Histogram

Court Hill

Court Hill Junction

from Sun-Apr-27-2025-06-00-PM to Sun-Jun-08-2025-08-59-PM

Date	Starting Hr:min	<15	15 to <20	20 to <25	25 to <30	30 to <35	35 to <40	40 to <45	45 to <50	50 to <55	55 to <60	60 to <65	65 to <70	70 to <75	75 to <80	80 to <85	85 to <90	90 to <95	95 to <100	100 to >105	Total Counts	Avg Speed (MPH)	85pct Speed	10MPH Pace	% in pace	# of Speeders	% Speeders	
25/05/2025	00:00	*	*	*	*	*	*	*	*	*	*	*	*	*	*	*	*	*	*	*	*	*	*	*	*	*	*	
25/05/2025	01:00	*	*	*	*	*	*	*	*	*	*	*	*	*	*	*	*	*	*	*	*	*	*	*	*	*	*	
25/05/2025	02:00	*	*	*	*	*	*	*	*	*	*	*	*	*	*	*	*	*	*	*	*	*	*	*	*	*	*	
25/05/2025	03:00	*	*	*	*	*	*	*	*	*	*	*	*	*	*	*	*	*	*	*	*	*	*	*	*	*	*	
25/05/2025	04:00	*	*	*	*	*	*	*	*	*	*	*	*	*	*	*	*	*	*	*	*	*	*	*	*	*	*	
25/05/2025	05:00	*	*	*	*	*	*	*	*	*	*	*	*	*	*	*	*	*	*	*	*	*	*	*	*	*	*	
25/05/2025	06:00	*	*	*	*	*	*	*	*	*	*	*	*	*	*	*	*	*	*	*	*	*	*	*	*	*	*	
25/05/2025	07:00	*	*	*	*	*	*	*	*	*	*	*	*	*	*	*	*	*	*	*	*	*	*	*	*	*	*	
25/05/2025	08:00	*	*	*	*	*	*	*	*	*	*	*	*	*	*	*	*	*	*	*	*	*	*	*	*	*	*	
25/05/2025	09:00	1	1	6	6	2	0	0	0	0	0	0	0	0	0	0	0	0	0	0	0	16	24.4	30	20 to 30	75.0	*	*
25/05/2025	10:00	1	4	15	14	3	0	0	0	0	0	0	0	0	0	0	0	0	0	0	0	37	24.2	28.9	20 to 30	78.4	*	*
25/05/2025	11:00	0	2	7	11	0	0	0	0	0	0	0	0	0	0	0	0	0	0	0	0	20	24.5	28.6	20 to 30	90.0	*	*
25/05/2025	12:00	1	2	9	12	3	1	0	0	0	0	0	0	0	0	0	0	0	0	0	0	28	25.2	30	20 to 30	75.0	1	3.6
25/05/2025	13:00	1	2	19	8	4	0	0	0	0	0	0	0	0	0	0	0	0	0	0	0	34	24	29.4	20 to 30	79.4	*	*
25/05/2025	14:00	0	2	14	21	3	0	0	0	0	0	0	0	0	0	0	0	0	0	0	0	40	25.4	29.3	20 to 30	87.5	*	*
25/05/2025	15:00	2	0	8	10	3	0	0	0	0	0	0	0	0	0	0	0	0	0	0	0	23	24.6	30	20 to 30	78.3	*	*
25/05/2025	16:00	0	1	10	13	4	0	0	0	0	0	0	0	0	0	0	0	0	0	0	0	28	25.9	30	20 to 30	82.1	*	*
25/05/2025	17:00	0	1	12	12	4	0	0	0	0	0	0	0	0	0	0	0	0	0	0	0	29	25.6	30	20 to 30	82.8	*	*
25/05/2025	18:00	1	0	12	11	3	0	0	0	0	0	0	0	0	0	0	0	0	0	0	0	27	25	29.5	20 to 30	85.2	*	*
25/05/2025	19:00	0	2	13	15	1	0	0	0	0	0	0	0	0	0	0	0	0	0	0	0	31	24.7	28.7	20 to 30	90.3	*	*
25/05/2025	20:00	0	0	3	6	2	0	0	0	0	0	0	0	0	0	0	0	0	0	0	0	11	26.7	30	20 to 30	81.8	*	*
25/05/2025	21:00	0	0	2	4	2	0	0	0	0	0	0	0	0	0	0	0	0	0	0	0	8	27.1	32.5	20 to 30	75.0	*	*
25/05/2025	22:00	0	0	0	4	0	0	0	0	0	0	0	0	0	0	0	0	0	0	0	0	4	27	28.8	20 to 30	100.0	*	*
25/05/2025	23:00	0	1	1	0	2	0	0	0	0	0	0	0	0	0	0	0	0	0	0	0	4	25.8	32.5	15 to 25	50.0	*	*
24 Hr Summary		7	18	131	147	36	1	0	0	0	0	0	0	0	0	0	0	0	0	0	0	340	25	29.5	20 to 30	81.8	1	0.3

Incoming Histogram

Court Hill

Court Hill Junction

from Sun-Apr-27-2025-06-00-PM to Sun-Jun-08-2025-08-59-PM

Date	Starting Hr:min	<15	15 to <20	20 to <25	25 to <30	30 to <35	35 to <40	40 to <45	45 to <50	50 to <55	55 to <60	60 to <65	65 to <70	70 to <75	75 to <80	80 to <85	85 to <90	90 to <95	95 to <100	100 to >105	Total Counts	Avg Speed (MPH)	85pct Speed	10MPH Pace	% in pace	# of Speeders	% Speeders	
26/05/2025	00:00	0	0	0	0	0	0	0	0	0	0	0	0	0	0	0	0	0	0	0	0	0	0	*	*	*	*	
26/05/2025	01:00	0	0	0	1	0	0	0	0	0	0	0	0	0	0	0	0	0	0	0	0	1	27	30	20 to 30	100.0	*	*
26/05/2025	02:00	0	0	0	1	0	0	0	0	0	0	0	0	0	0	0	0	0	0	0	0	1	27	30	20 to 30	100.0	*	*
26/05/2025	03:00	0	0	0	0	0	0	0	0	0	0	0	0	0	0	0	0	0	0	0	0	0	0	*	*	*	*	
26/05/2025	04:00	0	0	0	0	0	0	0	0	0	0	0	0	0	0	0	0	0	0	0	0	0	0	*	*	*	*	
26/05/2025	05:00	0	0	0	1	0	0	0	0	0	0	0	0	0	0	0	0	0	0	0	0	1	27	30	20 to 30	100.0	*	*
26/05/2025	06:00	0	0	2	3	1	0	0	0	0	0	0	0	0	0	0	0	0	0	0	0	6	26.2	30	20 to 30	83.3	*	*
26/05/2025	07:00	0	0	3	4	4	0	0	0	0	0	0	0	0	0	0	0	0	0	0	0	11	27.5	32.5	25 to 35	72.7	*	*
26/05/2025	08:00	0	1	6	5	1	0	0	0	0	0	0	0	0	0	0	0	0	0	0	0	13	24.5	29	20 to 30	84.6	*	*
26/05/2025	09:00	1	1	10	15	0	1	0	0	0	0	0	0	0	0	0	0	0	0	0	0	28	24.9	29	20 to 30	89.3	1	3.6
26/05/2025	10:00	3	6	15	15	4	0	0	0	0	0	0	0	0	0	0	0	0	0	0	0	43	23.4	29.3	20 to 30	69.8	*	*
26/05/2025	11:00	0	3	22	7	2	0	0	0	0	0	0	0	0	0	0	0	0	0	0	0	34	23.4	27.9	20 to 30	85.3	*	*
26/05/2025	12:00	0	2	19	18	5	0	0	0	0	0	0	0	0	0	0	0	0	0	0	0	44	25.3	29.4	20 to 30	84.1	*	*
26/05/2025	13:00	0	3	16	16	4	0	0	0	0	0	0	0	0	0	0	0	0	0	0	0	39	25	29.4	20 to 30	82.1	*	*
26/05/2025	14:00	1	1	20	23	3	0	0	0	0	0	0	0	0	0	0	0	0	0	0	0	48	24.9	29.1	20 to 30	89.6	*	*
26/05/2025	15:00	1	0	18	17	2	0	0	0	0	0	0	0	0	0	0	0	0	0	0	0	38	24.8	28.8	20 to 30	92.1	*	*
26/05/2025	16:00	0	3	8	15	3	0	0	0	0	0	0	0	0	0	0	0	0	0	0	0	29	25.4	29.7	20 to 30	79.3	*	*
26/05/2025	17:00	0	1	7	16	1	0	0	0	0	0	0	0	0	0	0	0	0	0	0	0	25	25.7	29.1	20 to 30	92.0	*	*
26/05/2025	18:00	0	2	5	7	1	0	0	0	0	0	0	0	0	0	0	0	0	0	0	0	15	24.5	29.3	20 to 30	80.0	*	*
26/05/2025	19:00	0	0	1	9	0	0	0	0	0	0	0	0	0	0	0	0	0	0	0	0	10	26.6	28.9	20 to 30	100.0	*	*
26/05/2025	20:00	0	0	1	3	2	0	0	0	0	0	0	0	0	0	0	0	0	0	0	0	6	28	32.5	25 to 35	83.3	*	*
26/05/2025	21:00	0	0	0	2	1	0	0	0	0	0	0	0	0	0	0	0	0	0	0	0	3	28.7	35	25 to 35	100.0	*	*
26/05/2025	22:00	0	1	2	0	1	0	0	0	0	0	0	0	0	0	0	0	0	0	0	0	4	23.5	25	15 to 25	75.0	*	*
26/05/2025	23:00	0	1	0	1	0	0	0	0	0	0	0	0	0	0	0	0	0	0	0	0	2	22	30	10 to 20	50.0	*	*
24 Hr Summary		6	25	155	179	35	1	0	0	0	0	0	0	0	0	0	0	0	0	0	0	401	24.9	29.3	20 to 30	83.3	1	0.2

Incoming Histogram

Court Hill

Court Hill Junction

from Sun-Apr-27-2025-06-00-PM to Sun-Jun-08-2025-08-59-PM

Date	Starting Hr:min	<15	15 to <20	20 to <25	25 to <30	30 to <35	35 to <40	40 to <45	45 to <50	50 to <55	55 to <60	60 to <65	65 to <70	70 to <75	75 to <80	80 to <85	85 to <90	90 to <95	95 to <100	100 to >105	Total Counts	Avg Speed (MPH)	85pct Speed	10MPH Pace	% in pace	# of Speeders	% Speeders	
27/05/2025	00:00	0	0	0	0	0	0	0	0	0	0	0	0	0	0	0	0	0	0	0	0	0	0	*	*	*	*	
27/05/2025	01:00	0	0	0	0	0	0	0	0	0	0	0	0	0	0	0	0	0	0	0	0	0	0	*	*	*	*	
27/05/2025	02:00	0	0	0	0	0	0	0	0	0	0	0	0	0	0	0	0	0	0	0	0	0	0	*	*	*	*	
27/05/2025	03:00	0	0	0	0	0	0	0	0	0	0	0	0	0	0	0	0	0	0	0	0	0	0	*	*	*	*	
27/05/2025	04:00	0	0	0	0	0	0	0	0	0	0	0	0	0	0	0	0	0	0	0	0	0	0	*	*	*	*	
27/05/2025	05:00	0	1	3	2	1	0	0	0	0	0	0	0	0	0	0	0	0	0	0	0	7	24.1	30	20 to 30	71.4	*	*
27/05/2025	06:00	1	1	2	9	2	0	1	0	0	0	0	0	0	0	0	0	0	0	0	0	16	26.6	32.5	20 to 30	68.8	1	6.3
27/05/2025	07:00	0	4	14	11	4	0	0	0	0	0	0	0	0	0	0	0	0	0	0	0	33	24.5	29.5	20 to 30	75.8	*	*
27/05/2025	08:00	4	3	17	17	3	0	0	0	0	0	0	0	0	0	0	0	0	0	0	0	44	23.4	28.8	20 to 30	77.3	*	*
27/05/2025	09:00	1	4	14	13	4	0	0	0	0	0	0	0	0	0	0	0	0	0	0	0	36	24.2	29.6	20 to 30	75.0	*	*
27/05/2025	10:00	3	5	21	11	2	0	0	0	0	0	0	0	0	0	0	0	0	0	0	0	42	22.6	28.2	20 to 30	76.2	*	*
27/05/2025	11:00	0	4	19	9	0	0	0	0	0	0	0	0	0	0	0	0	0	0	0	0	32	23.2	27.2	20 to 30	87.5	*	*
27/05/2025	12:00	1	2	21	10	0	0	0	0	0	0	0	0	0	0	0	0	0	0	0	0	34	23.2	27.5	20 to 30	91.2	*	*
27/05/2025	13:00	1	3	17	9	0	0	0	0	0	0	0	0	0	0	0	0	0	0	0	0	30	22.9	27.8	20 to 30	86.7	*	*
27/05/2025	14:00	2	5	9	9	0	0	0	0	0	0	0	0	0	0	0	0	0	0	0	0	25	22.2	27.8	20 to 30	72.0	*	*
27/05/2025	15:00	4	1	12	10	2	0	0	0	0	0	0	0	0	0	0	0	0	0	0	0	29	22.9	29	20 to 30	75.9	*	*
27/05/2025	16:00	0	6	14	6	0	1	0	0	0	0	0	0	0	0	0	0	0	0	0	0	27	22.8	27.5	15 to 25	74.1	1	3.7
27/05/2025	17:00	0	2	14	8	3	0	0	0	0	0	0	0	0	0	0	0	0	0	0	0	27	24.4	29.4	20 to 30	81.5	*	*
27/05/2025	18:00	0	1	6	3	4	0	0	0	0	0	0	0	0	0	0	0	0	0	0	0	14	25.8	32.5	20 to 30	64.3	*	*
27/05/2025	19:00	0	0	9	4	0	1	0	0	0	0	0	0	0	0	0	0	0	0	0	0	14	24.9	28.8	20 to 30	92.9	1	7.1
27/05/2025	20:00	0	1	2	3	2	1	0	0	0	0	0	0	0	0	0	0	0	0	0	0	9	27.2	35	20 to 30	55.6	1	11.1
27/05/2025	21:00	0	0	6	3	0	0	0	0	0	0	0	0	0	0	0	0	0	0	0	0	9	23.8	28.3	20 to 30	100.0	*	*
27/05/2025	22:00	0	1	2	1	0	0	0	0	0	0	0	0	0	0	0	0	0	0	0	0	4	22	25	15 to 25	75.0	*	*
27/05/2025	23:00	0	1	1	1	0	0	0	0	0	0	0	0	0	0	0	0	0	0	0	0	3	22	30	15 to 25	66.7	*	*
24 Hr Summary		17	45	203	139	27	3	1	0	0	0	0	0	0	0	0	0	0	0	0	0	435	23.6	28.8	20 to 30	78.6	4	0.9

Incoming Histogram

Court Hill

Court Hill Junction

from Sun-Apr-27-2025-06-00-PM to Sun-Jun-08-2025-08-59-PM

Date	Starting Hr:min	<15	15 to <20	20 to <25	25 to <30	30 to <35	35 to <40	40 to <45	45 to <50	50 to <55	55 to <60	60 to <65	65 to <70	70 to <75	75 to <80	80 to <85	85 to <90	90 to <95	95 to <100	100 to >105	Total Counts	Avg Speed (MPH)	85pct Speed	10MPH Pace	% in pace	# of Speeders	% Speeders	
28/05/2025	00:00	0	0	0	0	0	0	0	0	0	0	0	0	0	0	0	0	0	0	0	0	0	0	*	*	*	*	
28/05/2025	01:00	0	0	0	1	0	0	0	0	0	0	0	0	0	0	0	0	0	0	0	0	1	27	30	20 to 30	100.0	*	*
28/05/2025	02:00	0	0	0	1	0	0	0	0	0	0	0	0	0	0	0	0	0	0	0	0	1	27	30	20 to 30	100.0	*	*
28/05/2025	03:00	0	0	0	1	0	0	0	0	0	0	0	0	0	0	0	0	0	0	0	0	1	27	30	20 to 30	100.0	*	*
28/05/2025	04:00	0	0	1	0	0	0	0	0	0	0	0	0	0	0	0	0	0	0	0	0	1	22	25	15 to 25	100.0	*	*
28/05/2025	05:00	0	1	2	5	0	0	0	0	0	0	0	0	0	0	0	0	0	0	0	0	8	24.8	29	20 to 30	87.5	*	*
28/05/2025	06:00	0	0	4	4	3	0	0	0	0	0	0	0	0	0	0	0	0	0	0	0	11	26.6	31.7	20 to 30	72.7	*	*
28/05/2025	07:00	2	2	8	7	1	0	0	0	0	0	0	0	0	0	0	0	0	0	0	0	20	23	28.6	20 to 30	75.0	*	*
28/05/2025	08:00	1	6	12	6	1	0	0	0	0	0	0	0	0	0	0	0	0	0	0	0	26	22.2	27.5	15 to 25	69.2	*	*
28/05/2025	09:00	1	5	16	9	2	0	0	0	0	0	0	0	0	0	0	0	0	0	0	0	33	23.1	28.3	20 to 30	75.8	*	*
28/05/2025	10:00	4	3	14	2	0	0	0	0	0	0	0	0	0	0	0	0	0	0	0	0	23	19.8	24.6	15 to 25	73.9	*	*
28/05/2025	11:00	2	4	17	8	0	0	0	0	0	0	0	0	0	0	0	0	0	0	0	0	31	22.3	26.9	20 to 30	80.6	*	*
28/05/2025	12:00	2	8	15	9	0	0	0	0	0	0	0	0	0	0	0	0	0	0	0	0	34	21.7	27.2	20 to 30	70.6	*	*
28/05/2025	13:00	3	4	14	15	0	0	0	0	0	0	0	0	0	0	0	0	0	0	0	0	36	22.9	28.3	20 to 30	80.6	*	*
28/05/2025	14:00	0	3	22	10	2	1	0	0	0	0	0	0	0	0	0	0	0	0	0	0	38	24.2	28.5	20 to 30	84.2	1	2.6
28/05/2025	15:00	6	2	24	5	1	0	0	0	0	0	0	0	0	0	0	0	0	0	0	0	38	20.9	25	20 to 30	76.3	*	*
28/05/2025	16:00	3	5	27	14	2	0	0	0	0	0	0	0	0	0	0	0	0	0	0	0	51	22.8	27.9	20 to 30	80.4	*	*
28/05/2025	17:00	1	3	27	30	2	0	0	0	0	0	0	0	0	0	0	0	0	0	0	0	63	24.7	28.8	20 to 30	90.5	*	*
28/05/2025	18:00	0	0	11	4	0	0	0	0	0	0	0	0	0	0	0	0	0	0	0	0	15	23.5	27.5	20 to 30	100.0	*	*
28/05/2025	19:00	0	2	1	15	5	0	0	0	0	0	0	0	0	0	0	0	0	0	0	0	23	27.3	32	25 to 35	87.0	*	*
28/05/2025	20:00	0	0	12	8	1	1	0	0	0	0	0	0	0	0	0	0	0	0	0	0	22	25.2	29.4	20 to 30	90.9	1	4.5
28/05/2025	21:00	1	3	7	10	3	1	0	0	0	0	0	0	0	0	0	0	0	0	0	0	25	25	30	20 to 30	68.0	1	4.0
28/05/2025	22:00	0	0	1	6	0	0	0	0	0	0	0	0	0	0	0	0	0	0	0	0	7	26.4	29.2	20 to 30	100.0	*	*
28/05/2025	23:00	0	1	2	2	3	0	0	0	0	0	0	0	0	0	0	0	0	0	0	0	8	26.4	33.3	25 to 35	62.5	*	*
24 Hr Summary		26	52	237	172	26	3	0	0	0	0	0	0	0	0	0	0	0	0	0	0	516	23.4	28.6	20 to 30	79.3	3	0.6

Incoming Histogram

Court Hill

Court Hill Junction

from Sun-Apr-27-2025-06-00-PM to Sun-Jun-08-2025-08-59-PM

Date	Starting Hr:min	<15	15 to <20	20 to <25	25 to <30	30 to <35	35 to <40	40 to <45	45 to <50	50 to <55	55 to <60	60 to <65	65 to <70	70 to <75	75 to <80	80 to <85	85 to <90	90 to <95	95 to <100	100 to >105	Total Counts	Avg Speed (MPH)	85pct Speed	10MPH Pace	% in pace	# of Speeders	% Speeders	
29/05/2025	00:00	0	0	0	0	1	0	0	0	0	0	0	0	0	0	0	0	0	0	0	0	1	32	35	25 to 35	100.0	*	*
29/05/2025	01:00	0	0	1	1	0	0	0	0	0	0	0	0	0	0	0	0	0	0	0	0	2	24.5	30	20 to 30	100.0	*	*
29/05/2025	02:00	0	0	0	0	0	0	0	0	0	0	0	0	0	0	0	0	0	0	0	0	0	0	0	*	*	*	*
29/05/2025	03:00	0	0	0	0	0	0	0	0	0	0	0	0	0	0	0	0	0	0	0	0	0	0	0	*	*	*	*
29/05/2025	04:00	0	0	0	1	0	0	0	0	0	0	0	0	0	0	0	0	0	0	0	0	1	27	30	20 to 30	100.0	*	*
29/05/2025	05:00	0	1	1	3	0	1	0	0	0	0	0	0	0	0	0	0	0	0	0	0	6	26.2	30	20 to 30	66.7	1	16.7
29/05/2025	06:00	1	1	3	10	3	0	0	0	0	0	0	0	0	0	0	0	0	0	0	0	18	25.8	30	20 to 30	72.2	*	*
29/05/2025	07:00	2	1	12	17	1	0	0	0	0	0	0	0	0	0	0	0	0	0	0	0	33	24.2	28.8	20 to 30	87.9	*	*
29/05/2025	08:00	1	3	11	13	0	0	0	0	0	0	0	0	0	0	0	0	0	0	0	0	28	23.6	28.5	20 to 30	85.7	*	*
29/05/2025	09:00	0	5	7	7	0	0	0	0	0	0	0	0	0	0	0	0	0	0	0	0	19	22.8	27.9	20 to 30	73.7	*	*
29/05/2025	10:00	4	2	15	12	0	0	0	0	0	0	0	0	0	0	0	0	0	0	0	0	33	22.3	27.9	20 to 30	81.8	*	*
29/05/2025	11:00	3	2	11	13	3	0	0	0	0	0	0	0	0	0	0	0	0	0	0	0	32	23.6	29.2	20 to 30	75.0	*	*
29/05/2025	12:00	4	7	21	13	1	0	0	0	0	0	0	0	0	0	0	0	0	0	0	0	46	22.2	27.7	20 to 30	73.9	*	*
29/05/2025	13:00	2	4	12	21	1	0	0	0	0	0	0	0	0	0	0	0	0	0	0	0	40	24.1	28.8	20 to 30	82.5	*	*
29/05/2025	14:00	4	3	20	15	1	0	0	0	0	0	0	0	0	0	0	0	0	0	0	0	43	22.7	28.3	20 to 30	81.4	*	*
29/05/2025	15:00	3	5	22	10	3	0	0	0	0	0	0	0	0	0	0	0	0	0	0	0	43	22.6	28.5	20 to 30	74.4	*	*
29/05/2025	16:00	1	1	24	15	3	0	0	0	0	0	0	0	0	0	0	0	0	0	0	0	44	24.3	28.7	20 to 30	88.6	*	*
29/05/2025	17:00	2	3	18	17	2	0	0	0	0	0	0	0	0	0	0	0	0	0	0	0	42	23.8	28.8	20 to 30	83.3	*	*
29/05/2025	18:00	0	2	6	7	1	0	0	0	0	0	0	0	0	0	0	0	0	0	0	0	16	24.3	29.3	20 to 30	81.3	*	*
29/05/2025	19:00	0	0	4	7	5	0	0	0	0	0	0	0	0	0	0	0	0	0	0	0	16	27.6	33	25 to 35	75.0	*	*
29/05/2025	20:00	0	1	2	6	2	1	0	0	0	0	0	0	0	0	0	0	0	0	0	0	12	27.1	32.5	20 to 30	66.7	1	8.3
29/05/2025	21:00	2	0	8	6	2	1	0	0	0	0	0	0	0	0	0	0	0	0	0	0	19	24.3	30	20 to 30	73.7	1	5.3
29/05/2025	22:00	0	0	4	6	1	0	0	0	0	0	0	0	0	0	0	0	0	0	0	0	11	25.7	29.2	20 to 30	90.9	*	*
29/05/2025	23:00	0	0	0	0	1	0	0	0	0	0	0	0	0	0	0	0	0	0	0	0	1	32	35	25 to 35	100.0	*	*
24 Hr Summary		29	41	202	200	31	3	0	0	0	0	0	0	0	0	0	0	0	0	0	0	506	23.8	29	20 to 30	79.4	3	0.6

Incoming Histogram

Court Hill

Court Hill Junction

from Sun-Apr-27-2025-06-00-PM to Sun-Jun-08-2025-08-59-PM

Date	Starting Hr:min	<15	15 to <20	20 to <25	25 to <30	30 to <35	35 to <40	40 to <45	45 to <50	50 to <55	55 to <60	60 to <65	65 to <70	70 to <75	75 to <80	80 to <85	85 to <90	90 to <95	95 to <100	100 to >105	Total Counts	Avg Speed (MPH)	85pct Speed	10MPH Pace	% in pace	# of Speeders	% Speeders	
30/05/2025	00:00	0	0	1	0	0	1	0	0	0	0	0	0	0	0	0	0	0	0	0	0	2	29.5	40	15 to 25	50.0	1	50.0
30/05/2025	01:00	0	0	0	0	0	0	0	0	0	0	0	0	0	0	0	0	0	0	0	0	0	0	0	*	*	*	*
30/05/2025	02:00	0	0	0	0	0	0	0	0	0	0	0	0	0	0	0	0	0	0	0	0	0	0	0	*	*	*	*
30/05/2025	03:00	0	0	0	0	0	0	0	0	0	0	0	0	0	0	0	0	0	0	0	0	0	0	0	*	*	*	*
30/05/2025	04:00	0	0	1	0	0	0	0	0	0	0	0	0	0	0	0	0	0	0	0	0	1	22	25	15 to 25	100.0	*	*
30/05/2025	05:00	0	0	3	3	2	0	0	0	0	0	0	0	0	0	0	0	0	0	0	0	8	26.4	32.5	20 to 30	75.0	*	*
30/05/2025	06:00	0	0	2	6	3	2	1	0	0	0	0	0	0	0	0	0	0	0	0	0	14	30	37.5	25 to 35	64.3	3	21.4
30/05/2025	07:00	0	0	13	13	5	0	0	0	0	0	0	0	0	0	0	0	0	0	0	0	31	26	30	20 to 30	83.9	*	*
30/05/2025	08:00	2	1	12	20	3	0	0	0	0	0	0	0	0	0	0	0	0	0	0	0	38	24.9	29.2	20 to 30	84.2	*	*
30/05/2025	09:00	1	3	15	21	0	0	0	0	0	0	0	0	0	0	0	0	0	0	0	0	40	24.3	28.6	20 to 30	90.0	*	*
30/05/2025	10:00	1	7	20	17	0	0	0	0	0	0	0	0	0	0	0	0	0	0	0	0	45	23.2	27.9	20 to 30	82.2	*	*
30/05/2025	11:00	2	2	13	16	5	0	0	0	0	0	0	0	0	0	0	0	0	0	0	0	38	24.9	29.7	20 to 30	76.3	*	*
30/05/2025	12:00	2	1	17	11	2	0	0	0	0	0	0	0	0	0	0	0	0	0	0	0	33	23.8	28.6	20 to 30	84.8	*	*
30/05/2025	13:00	0	5	13	10	2	0	0	0	0	0	0	0	0	0	0	0	0	0	0	0	30	23.8	29	20 to 30	76.7	*	*
30/05/2025	14:00	0	1	24	19	0	0	0	0	0	0	0	0	0	0	0	0	0	0	0	0	44	24.4	28.2	20 to 30	97.7	*	*
30/05/2025	15:00	1	9	27	15	4	0	0	0	0	0	0	0	0	0	0	0	0	0	0	0	56	23.3	28.7	20 to 30	75.0	*	*
30/05/2025	16:00	2	5	29	23	5	0	0	0	0	0	0	0	0	0	0	0	0	0	0	0	64	24.1	28.9	20 to 30	81.3	*	*
30/05/2025	17:00	1	6	13	23	2	0	0	0	0	0	0	0	0	0	0	0	0	0	0	0	45	24.4	28.9	20 to 30	80.0	*	*
30/05/2025	18:00	1	0	8	12	3	0	0	0	0	0	0	0	0	0	0	0	0	0	0	0	24	25.6	29.6	20 to 30	83.3	*	*
30/05/2025	19:00	0	1	8	5	1	0	0	0	0	0	0	0	0	0	0	0	0	0	0	0	15	24.1	29	20 to 30	86.7	*	*
30/05/2025	20:00	0	0	3	6	0	0	0	0	0	0	0	0	0	0	0	0	0	0	0	0	9	25.4	29.2	20 to 30	100.0	*	*
30/05/2025	21:00	0	2	17	10	1	0	0	0	0	0	0	0	0	0	0	0	0	0	0	0	30	24	28.5	20 to 30	90.0	*	*
30/05/2025	22:00	0	2	5	8	1	0	0	0	0	0	0	0	0	0	0	0	0	0	0	0	16	24.8	29.4	20 to 30	81.3	*	*
30/05/2025	23:00	0	0	0	1	0	0	0	0	0	0	0	0	0	0	0	0	0	0	0	0	1	27	30	20 to 30	100.0	*	*
24 Hr Summary		13	45	244	239	39	3	1	0	0	0	0	0	0	0	0	0	0	0	0	0	584	24.5	29.1	20 to 30	82.7	4	0.7

Incoming Histogram

Court Hill

Court Hill Junction

from Sun-Apr-27-2025-06-00-PM to Sun-Jun-08-2025-08-59-PM

Date	Starting Hr:min	<15	15 to <20	20 to <25	25 to <30	30 to <35	35 to <40	40 to <45	45 to <50	50 to <55	55 to <60	60 to <65	65 to <70	70 to <75	75 to <80	80 to <85	85 to <90	90 to <95	95 to <100	100 to >105	Total Counts	Avg Speed (MPH)	85pct Speed	10MPH Pace	% in pace	# of Speeders	% Speeders
31/05/2025	00:00	0	1	1	2	1	0	0	0	0	0	0	0	0	0	0	0	0	0	0	5	25	30	20 to 30	60.0	*	*
31/05/2025	01:00	0	0	0	1	0	0	0	0	0	0	0	0	0	0	0	0	0	0	0	1	27	30	20 to 30	100.0	*	*
31/05/2025	02:00	0	0	0	0	0	0	0	0	0	0	0	0	0	0	0	0	0	0	0	0	0	0	*	*	*	*
31/05/2025	03:00	0	0	0	1	0	0	0	0	0	0	0	0	0	0	0	0	0	0	0	1	27	30	20 to 30	100.0	*	*
31/05/2025	04:00	0	0	0	0	0	0	0	0	0	0	0	0	0	0	0	0	0	0	0	0	0	0	*	*	*	*
31/05/2025	05:00	0	1	2	2	1	1	0	0	0	0	0	0	0	0	0	0	0	0	0	7	26.3	35	20 to 30	57.1	1	14.3
31/05/2025	06:00	0	0	4	2	1	0	0	0	0	0	0	0	0	0	0	0	0	0	0	7	25	30	20 to 30	85.7	*	*
31/05/2025	07:00	0	0	3	6	4	0	0	0	0	0	0	0	0	0	0	0	0	0	0	13	27.5	32.5	25 to 35	76.9	*	*
31/05/2025	08:00	0	0	5	10	3	0	0	0	0	0	0	0	0	0	0	0	0	0	0	18	26.7	30	20 to 30	83.3	*	*
31/05/2025	09:00	1	1	16	18	0	0	0	0	0	0	0	0	0	0	0	0	0	0	0	36	24.3	28.6	20 to 30	94.4	*	*
31/05/2025	10:00	3	3	11	12	2	0	0	0	0	0	0	0	0	0	0	0	0	0	0	31	23.2	28.8	20 to 30	74.2	*	*
31/05/2025	11:00	1	5	15	20	2	1	0	0	0	0	0	0	0	0	0	0	0	0	0	44	24.6	29	20 to 30	79.5	1	2.3
31/05/2025	12:00	0	3	7	19	0	0	0	0	0	0	0	0	0	0	0	0	0	0	0	29	25	28.9	20 to 30	89.7	*	*
31/05/2025	13:00	1	2	16	14	3	1	0	0	0	0	0	0	0	0	0	0	0	0	0	37	24.8	29.3	20 to 30	81.1	1	2.7
31/05/2025	14:00	0	3	6	11	3	0	0	0	0	0	0	0	0	0	0	0	0	0	0	23	25.2	30	20 to 30	73.9	*	*
31/05/2025	15:00	1	1	12	13	2	0	0	0	0	0	0	0	0	0	0	0	0	0	0	29	24.6	29.2	20 to 30	86.2	*	*
31/05/2025	16:00	0	1	17	19	4	0	0	0	0	0	0	0	0	0	0	0	0	0	0	41	25.5	29.5	20 to 30	87.8	*	*
31/05/2025	17:00	2	3	17	12	0	0	0	0	0	0	0	0	0	0	0	0	0	0	0	34	22.9	27.9	20 to 30	85.3	*	*
31/05/2025	18:00	1	6	12	17	8	0	0	0	0	0	0	0	0	0	0	0	0	0	0	44	25.1	30.6	20 to 30	65.9	*	*
31/05/2025	19:00	0	1	7	8	1	0	0	0	0	0	0	0	0	0	0	0	0	0	0	17	24.8	28.8	20 to 30	88.2	*	*
31/05/2025	20:00	0	0	8	6	3	0	0	0	0	0	0	0	0	0	0	0	0	0	0	17	25.7	30	20 to 30	82.4	*	*
31/05/2025	21:00	0	0	4	6	3	0	0	0	0	0	0	0	0	0	0	0	0	0	0	13	26.7	31.7	20 to 30	76.9	*	*
31/05/2025	22:00	0	0	4	5	0	0	0	0	0	0	0	0	0	0	0	0	0	0	0	9	24.9	29	20 to 30	100.0	*	*
31/05/2025	23:00	0	0	3	4	0	0	0	0	0	0	0	0	0	0	0	0	0	0	0	7	25	28.8	20 to 30	100.0	*	*
24 Hr Summary		10	31	170	208	41	3	0	0	0	0	0	0	0	0	0	0	0	0	0	463	24.9	29.4	20 to 30	81.6	3	0.6

Incoming Histogram

Court Hill

Court Hill Junction

from Sun-Apr-27-2025-06-00-PM to Sun-Jun-08-2025-08-59-PM

Date	Starting Hr:min	<15	15 to <20	20 to <25	25 to <30	30 to <35	35 to <40	40 to <45	45 to <50	50 to <55	55 to <60	60 to <65	65 to <70	70 to <75	75 to <80	80 to <85	85 to <90	90 to <95	95 to <100	100 to >105	Total Counts	Avg Speed (MPH)	85pct Speed	10MPH Pace	% in pace	# of Speeders	% Speeders
01/06/2025	00:00	0	0	2	0	0	0	0	0	0	0	0	0	0	0	0	0	0	0	0	2	22	25	15 to 25	100.0	*	*
01/06/2025	01:00	0	0	0	3	0	0	0	0	0	0	0	0	0	0	0	0	0	0	0	3	27	30	20 to 30	100.0	*	*
01/06/2025	02:00	0	0	0	0	0	0	0	0	0	0	0	0	0	0	0	0	0	0	0	0	0	0	*	*	*	*
01/06/2025	03:00	0	0	0	0	0	0	0	0	0	0	0	0	0	0	0	0	0	0	0	0	0	0	*	*	*	*
01/06/2025	04:00	0	0	0	1	0	0	0	0	0	0	0	0	0	0	0	0	0	0	0	1	27	30	20 to 30	100.0	*	*
01/06/2025	05:00	0	0	3	2	1	1	0	0	0	0	0	0	0	0	0	0	0	0	0	7	27.1	35	20 to 30	71.4	1	14.3
01/06/2025	06:00	0	0	2	1	1	0	0	0	0	0	0	0	0	0	0	0	0	0	0	4	26	30	20 to 30	75.0	*	*
01/06/2025	07:00	0	0	2	1	2	0	0	0	0	0	0	0	0	0	0	0	0	0	0	5	27.2	32.5	20 to 30	60.0	*	*
01/06/2025	08:00	1	1	5	4	3	0	0	0	0	0	0	0	0	0	0	0	0	0	0	14	24.6	31.7	20 to 30	64.3	*	*
01/06/2025	09:00	1	3	7	15	0	0	0	0	0	0	0	0	0	0	0	0	0	0	0	26	24.2	28.7	20 to 30	84.6	*	*
01/06/2025	10:00	5	2	9	18	2	0	0	0	0	0	0	0	0	0	0	0	0	0	0	36	23.5	29.2	20 to 30	75.0	*	*
01/06/2025	11:00	0	2	13	11	4	0	0	0	0	0	0	0	0	0	0	0	0	0	0	30	25.1	30	20 to 30	80.0	*	*
01/06/2025	12:00	1	0	14	14	2	0	0	0	0	0	0	0	0	0	0	0	0	0	0	31	24.8	28.9	20 to 30	90.3	*	*
01/06/2025	13:00	0	5	13	5	0	0	0	0	0	0	0	0	0	0	0	0	0	0	0	23	22.3	27	15 to 25	78.3	*	*
01/06/2025	14:00	2	5	16	8	1	0	0	0	0	0	0	0	0	0	0	0	0	0	0	32	22.2	27.5	20 to 30	75.0	*	*
01/06/2025	15:00	0	8	16	11	1	0	0	0	0	0	0	0	0	0	0	0	0	0	0	36	23	28.2	20 to 30	75.0	*	*
01/06/2025	16:00	1	6	14	17	2	0	0	0	0	0	0	0	0	0	0	0	0	0	0	40	23.9	28.8	20 to 30	77.5	*	*
01/06/2025	17:00	0	2	11	15	5	0	0	0	0	0	0	0	0	0	0	0	0	0	0	33	25.7	30	20 to 30	78.8	*	*
01/06/2025	18:00	0	1	9	10	4	0	0	0	0	0	0	0	0	0	0	0	0	0	0	24	25.8	30	20 to 30	79.2	*	*
01/06/2025	19:00	0	3	2	3	3	0	0	0	0	0	0	0	0	0	0	0	0	0	0	11	24.9	31.7	25 to 35	54.5	*	*
01/06/2025	20:00	0	1	3	8	0	0	0	0	0	0	0	0	0	0	0	0	0	0	0	12	25.2	28.8	20 to 30	91.7	*	*
01/06/2025	21:00	0	0	2	4	1	0	0	0	0	0	0	0	0	0	0	0	0	0	0	7	26.3	30	20 to 30	85.7	*	*
01/06/2025	22:00	0	0	1	4	0	0	0	0	0	0	0	0	0	0	0	0	0	0	0	5	26.2	28.8	20 to 30	100.0	*	*
01/06/2025	23:00	0	0	1	0	0	0	0	0	0	0	0	0	0	0	0	0	0	0	0	1	22	25	15 to 25	100.0	*	*
24 Hr Summary		11	39	145	155	32	1	0	0	0	0	0	0	0	0	0	0	0	0	0	383	24.3	29.2	20 to 30	78.3	1	0.3

Incoming Histogram

Court Hill

Court Hill Junction

from Sun-Apr-27-2025-06-00-PM to Sun-Jun-08-2025-08-59-PM

Date	Starting Hr:min	<15	15 to <20	20 to <25	25 to <30	30 to <35	35 to <40	40 to <45	45 to <50	50 to <55	55 to <60	60 to <65	65 to <70	70 to <75	75 to <80	80 to <85	85 to <90	90 to <95	95 to <100	100 to >105	Total Counts	Avg Speed (MPH)	85pct Speed	10MPH Pace	% in pace	# of Speeders	% Speeders	
02/06/2025	00:00	0	0	0	0	0	0	0	0	0	0	0	0	0	0	0	0	0	0	0	0	0	0	*	*	*	*	
02/06/2025	01:00	0	0	0	0	0	0	0	0	0	0	0	0	0	0	0	0	0	0	0	0	0	0	*	*	*	*	
02/06/2025	02:00	0	0	0	0	0	0	0	0	0	0	0	0	0	0	0	0	0	0	0	0	0	0	*	*	*	*	
02/06/2025	03:00	0	0	1	0	1	0	0	0	0	0	0	0	0	0	0	0	0	0	0	0	2	27	35	15 to 25	50.0	*	*
02/06/2025	04:00	0	0	0	0	1	0	0	0	0	0	0	0	0	0	0	0	0	0	0	0	1	32	35	25 to 35	100.0	*	*
02/06/2025	05:00	0	1	1	5	1	0	0	0	0	0	0	0	0	0	0	0	0	0	0	0	8	25.9	30	20 to 30	75.0	*	*
02/06/2025	06:00	0	0	3	11	3	0	0	0	0	0	0	0	0	0	0	0	0	0	0	0	17	27.2	30	20 to 30	82.4	*	*
02/06/2025	07:00	0	2	16	42	3	1	0	0	0	0	0	0	0	0	0	0	0	0	0	0	64	26.2	29.3	20 to 30	90.6	1	1.6
02/06/2025	08:00	2	5	19	36	3	0	0	0	0	0	0	0	0	0	0	0	0	0	0	0	65	24.8	29	20 to 30	84.6	*	*
02/06/2025	09:00	2	7	20	18	0	0	0	0	0	0	0	0	0	0	0	0	0	0	0	0	47	22.9	28.1	20 to 30	80.9	*	*
02/06/2025	10:00	3	2	11	14	1	0	0	0	0	0	0	0	0	0	0	0	0	0	0	0	31	23.2	28.6	20 to 30	80.6	*	*
02/06/2025	11:00	1	4	15	9	1	0	0	0	0	0	0	0	0	0	0	0	0	0	0	0	30	23.1	28.3	20 to 30	80.0	*	*
02/06/2025	12:00	1	3	22	10	2	0	0	0	0	0	0	0	0	0	0	0	0	0	0	0	38	23.5	28	20 to 30	84.2	*	*
02/06/2025	13:00	0	4	14	12	2	0	0	0	0	0	0	0	0	0	0	0	0	0	0	0	32	24.2	28.8	20 to 30	81.3	*	*
02/06/2025	14:00	5	3	25	14	2	0	0	0	0	0	0	0	0	0	0	0	0	0	0	0	49	22.8	28.2	20 to 30	79.6	*	*
02/06/2025	15:00	1	1	24	21	1	0	0	0	0	0	0	0	0	0	0	0	0	0	0	0	48	24.4	28.6	20 to 30	93.8	*	*
02/06/2025	16:00	1	4	19	27	7	0	0	0	0	0	0	0	0	0	0	0	0	0	0	0	58	25.4	29.6	20 to 30	79.3	*	*
02/06/2025	17:00	1	3	16	19	1	0	0	0	0	0	0	0	0	0	0	0	0	0	0	0	40	24.3	28.7	20 to 30	87.5	*	*
02/06/2025	18:00	2	2	10	10	3	0	0	0	0	0	0	0	0	0	0	0	0	0	0	0	27	24	29.5	20 to 30	74.1	*	*
02/06/2025	19:00	0	1	8	5	2	1	0	0	0	0	0	0	0	0	0	0	0	0	0	0	17	25.4	30	20 to 30	76.5	1	5.9
02/06/2025	20:00	0	0	3	7	1	0	0	0	0	0	0	0	0	0	0	0	0	0	0	0	11	26.4	29.3	20 to 30	90.9	*	*
02/06/2025	21:00	0	1	6	4	2	1	0	0	0	0	0	0	0	0	0	0	0	0	0	0	14	25.6	32.5	20 to 30	71.4	1	7.1
02/06/2025	22:00	0	1	2	0	0	0	0	0	0	0	0	0	0	0	0	0	0	0	0	0	3	20.3	25	15 to 25	100.0	*	*
02/06/2025	23:00	0	0	1	0	0	0	0	0	0	0	0	0	0	0	0	0	0	0	0	0	1	22	25	15 to 25	100.0	*	*
24 Hr Summary		19	44	236	264	37	3	0	0	0	0	0	0	0	0	0	0	0	0	0	0	603	24.4	29.1	20 to 30	82.9	3	0.5

Incoming Histogram

Court Hill

Court Hill Junction

from Sun-Apr-27-2025-06-00-PM to Sun-Jun-08-2025-08-59-PM

Date	Starting Hr:min	<15	15 to <20	20 to <25	25 to <30	30 to <35	35 to <40	40 to <45	45 to <50	50 to <55	55 to <60	60 to <65	65 to <70	70 to <75	75 to <80	80 to <85	85 to <90	90 to <95	95 to <100	100 to >105	Total Counts	Avg Speed (MPH)	85pct Speed	10MPH Pace	% in pace	# of Speeders	% Speeders
03/06/2025	00:00	0	0	0	0	0	0	0	0	0	0	0	0	0	0	0	0	0	0	0	0	0	0	*	*	*	*
03/06/2025	01:00	0	1	0	0	0	0	0	0	0	0	0	0	0	0	0	0	0	0	0	1	17	20	10 to 20	100.0	*	*
03/06/2025	02:00	0	0	0	0	0	0	0	0	0	0	0	0	0	0	0	0	0	0	0	0	0	0	*	*	*	*
03/06/2025	03:00	0	0	0	0	0	0	0	0	0	0	0	0	0	0	0	0	0	0	0	0	0	0	*	*	*	*
03/06/2025	04:00	0	0	0	0	0	0	0	0	0	0	0	0	0	0	0	0	0	0	0	0	0	0	*	*	*	*
03/06/2025	05:00	0	1	1	6	1	0	0	0	0	0	0	0	0	0	0	0	0	0	0	9	25.9	30	20 to 30	77.8	*	*
03/06/2025	06:00	0	1	2	12	5	0	0	0	0	0	0	0	0	0	0	0	0	0	0	20	27.5	32	25 to 35	85.0	*	*
03/06/2025	07:00	1	3	24	28	6	0	0	0	0	0	0	0	0	0	0	0	0	0	0	62	25.2	29.5	20 to 30	83.9	*	*
03/06/2025	08:00	7	14	36	11	2	0	0	0	0	0	0	0	0	0	0	0	0	0	0	70	21.2	26.4	15 to 25	71.4	*	*
03/06/2025	09:00	1	4	17	8	0	0	0	0	0	0	0	0	0	0	0	0	0	0	0	30	22.7	27.5	20 to 30	83.3	*	*
03/06/2025	10:00	1	0	12	9	1	0	0	0	0	0	0	0	0	0	0	0	0	0	0	23	24.1	28.9	20 to 30	91.3	*	*
03/06/2025	11:00	1	4	15	10	3	0	0	0	0	0	0	0	0	0	0	0	0	0	0	33	23.5	29	20 to 30	75.8	*	*
03/06/2025	12:00	0	0	13	16	0	0	0	0	0	0	0	0	0	0	0	0	0	0	0	29	25.1	28.8	20 to 30	100.0	*	*
03/06/2025	13:00	1	3	15	9	1	0	0	0	0	0	0	0	0	0	0	0	0	0	0	29	23.1	28.3	20 to 30	82.8	*	*
03/06/2025	14:00	3	4	26	14	2	0	0	0	0	0	0	0	0	0	0	0	0	0	0	49	23.2	28.2	20 to 30	81.6	*	*
03/06/2025	15:00	1	4	19	22	1	0	0	0	0	0	0	0	0	0	0	0	0	0	0	47	24.2	28.6	20 to 30	87.2	*	*
03/06/2025	16:00	3	4	32	12	2	0	0	0	0	0	0	0	0	0	0	0	0	0	0	53	22.8	27.5	20 to 30	83.0	*	*
03/06/2025	17:00	2	4	17	24	4	0	0	0	0	0	0	0	0	0	0	0	0	0	0	51	24.6	29.2	20 to 30	80.4	*	*
03/06/2025	18:00	0	2	17	18	3	0	0	0	0	0	0	0	0	0	0	0	0	0	0	40	25.1	29.2	20 to 30	87.5	*	*
03/06/2025	19:00	0	2	14	5	3	0	0	0	0	0	0	0	0	0	0	0	0	0	0	24	24.2	29	20 to 30	79.2	*	*
03/06/2025	20:00	1	0	4	6	3	1	0	0	0	0	0	0	0	0	0	0	0	0	0	15	26.5	33.3	20 to 30	66.7	1	6.7
03/06/2025	21:00	0	1	5	5	2	0	0	0	0	0	0	0	0	0	0	0	0	0	0	13	25.2	30	20 to 30	76.9	*	*
03/06/2025	22:00	0	0	2	0	0	0	0	0	0	0	0	0	0	0	0	0	0	0	0	2	22	25	15 to 25	100.0	*	*
03/06/2025	23:00	0	0	0	0	1	0	0	0	0	0	0	0	0	0	0	0	0	0	0	1	32	35	25 to 35	100.0	*	*
24 Hr Summary		22	52	271	215	40	1	0	0	0	0	0	0	0	0	0	0	0	0	0	601	23.9	28.9	20 to 30	80.9	1	0.2

Incoming Histogram

Court Hill

Court Hill Junction

from Sun-Apr-27-2025-06-00-PM to Sun-Jun-08-2025-08-59-PM

Date	Starting Hr:min	<15	15 to <20	20 to <25	25 to <30	30 to <35	35 to <40	40 to <45	45 to <50	50 to <55	55 to <60	60 to <65	65 to <70	70 to <75	75 to <80	80 to <85	85 to <90	90 to <95	95 to <100	100 to >105	Total Counts	Avg Speed (MPH)	85pct Speed	10MPH Pace	% in pace	# of Speeders	% Speeders
04/06/2025	00:00	0	0	0	0	0	0	0	0	0	0	0	0	0	0	0	0	0	0	0	0	0	0	*	*	*	*
04/06/2025	01:00	0	0	0	0	0	0	0	0	0	0	0	0	0	0	0	0	0	0	0	0	0	0	*	*	*	*
04/06/2025	02:00	0	0	0	0	1	0	0	0	0	0	0	0	0	0	0	0	0	0	0	1	32	35	25 to 35	100.0	*	*
04/06/2025	03:00	0	0	0	0	0	0	0	0	0	0	0	0	0	0	0	0	0	0	0	0	0	0	*	*	*	*
04/06/2025	04:00	0	0	1	0	0	0	0	0	0	0	0	0	0	0	0	0	0	0	0	1	22	25	15 to 25	100.0	*	*
04/06/2025	05:00	0	1	3	1	2	0	0	0	0	0	0	0	0	0	0	0	0	0	0	7	24.9	32.5	15 to 25	57.1	*	*
04/06/2025	06:00	2	3	3	11	7	1	0	0	0	0	0	0	0	0	0	0	0	0	0	27	26	32.9	25 to 35	66.7	1	3.7
04/06/2025	07:00	2	11	27	24	5	1	0	0	0	0	0	0	0	0	0	0	0	0	0	70	23.8	29.2	20 to 30	72.9	1	1.4
04/06/2025	08:00	5	19	25	23	1	0	0	0	0	0	0	0	0	0	0	0	0	0	0	73	22	27.8	20 to 30	65.8	*	*
04/06/2025	09:00	3	5	30	10	1	0	0	0	0	0	0	0	0	0	0	0	0	0	0	49	22.3	27	20 to 30	81.6	*	*
04/06/2025	10:00	7	4	19	12	1	0	0	0	0	0	0	0	0	0	0	0	0	0	0	43	21.3	27.9	20 to 30	72.1	*	*
04/06/2025	11:00	1	7	15	13	0	0	0	0	0	0	0	0	0	0	0	0	0	0	0	36	22.8	28.1	20 to 30	77.8	*	*
04/06/2025	12:00	3	6	24	11	1	0	0	0	0	0	0	0	0	0	0	0	0	0	0	45	22.2	27.3	20 to 30	77.8	*	*
04/06/2025	13:00	1	3	17	12	0	0	0	0	0	0	0	0	0	0	0	0	0	0	0	33	23.3	27.9	20 to 30	87.9	*	*
04/06/2025	14:00	4	6	27	10	1	1	0	0	0	0	0	0	0	0	0	0	0	0	0	49	22.4	27.5	20 to 30	75.5	1	2.0
04/06/2025	15:00	0	5	20	19	0	0	0	0	0	0	0	0	0	0	0	0	0	0	0	44	23.9	28.2	20 to 30	88.6	*	*
04/06/2025	16:00	4	4	32	18	4	0	0	0	0	0	0	0	0	0	0	0	0	0	0	62	23.2	28.6	20 to 30	80.6	*	*
04/06/2025	17:00	1	5	20	19	5	0	0	0	0	0	0	0	0	0	0	0	0	0	0	50	24.5	29.2	20 to 30	78.0	*	*
04/06/2025	18:00	1	0	8	11	2	1	0	0	0	0	0	0	0	0	0	0	0	0	0	23	25.4	30	20 to 30	82.6	1	4.3
04/06/2025	19:00	0	3	13	19	3	0	0	0	0	0	0	0	0	0	0	0	0	0	0	38	25.2	29.2	20 to 30	84.2	*	*
04/06/2025	20:00	0	1	10	9	4	0	0	0	0	0	0	0	0	0	0	0	0	0	0	24	25.5	30	20 to 30	79.2	*	*
04/06/2025	21:00	0	1	9	5	0	0	0	0	0	0	0	0	0	0	0	0	0	0	0	15	23.5	28	20 to 30	93.3	*	*
04/06/2025	22:00	0	0	2	2	1	0	0	0	0	0	0	0	0	0	0	0	0	0	0	5	26	30	20 to 30	80.0	*	*
04/06/2025	23:00	0	0	1	1	0	0	0	0	0	0	0	0	0	0	0	0	0	0	0	2	24.5	30	20 to 30	100.0	*	*
24 Hr Summary		34	84	306	230	39	4	0	0	0	0	0	0	0	0	0	0	0	0	0	697	23.4	28.7	20 to 30	76.9	4	0.6

Incoming Histogram

Court Hill

Court Hill Junction

from Sun-Apr-27-2025-06-00-PM to Sun-Jun-08-2025-08-59-PM

Date	Starting Hr:min	<15	15 to <20	20 to <25	25 to <30	30 to <35	35 to <40	40 to <45	45 to <50	50 to <55	55 to <60	60 to <65	65 to <70	70 to <75	75 to <80	80 to <85	85 to <90	90 to <95	95 to <100	100 to >105	Total Counts	Avg Speed (MPH)	85pct Speed	10MPH Pace	% in pace	# of Speeders	% Speeders	
05/06/2025	00:00	0	0	1	0	0	1	0	0	0	0	0	0	0	0	0	0	0	0	0	0	2	29.5	40	15 to 25	50.0	1	50.0
05/06/2025	01:00	0	0	0	0	0	0	0	0	0	0	0	0	0	0	0	0	0	0	0	0	0	0	0	*	*	*	*
05/06/2025	02:00	0	0	0	1	0	0	0	0	0	0	0	0	0	0	0	0	0	0	0	0	1	27	30	20 to 30	100.0	*	*
05/06/2025	03:00	0	0	0	0	1	0	0	0	0	0	0	0	0	0	0	0	0	0	0	0	1	32	35	25 to 35	100.0	*	*
05/06/2025	04:00	0	0	0	0	0	0	0	0	0	0	0	0	0	0	0	0	0	0	0	0	0	0	0	*	*	*	*
05/06/2025	05:00	0	0	6	2	1	0	0	0	0	0	0	0	0	0	0	0	0	0	0	0	9	24.3	30	20 to 30	88.9	*	*
05/06/2025	06:00	1	0	3	11	5	0	0	0	0	0	0	0	0	0	0	0	0	0	0	0	20	27	32	25 to 35	80.0	*	*
05/06/2025	07:00	0	1	19	32	5	0	0	0	0	0	0	0	0	0	0	0	0	0	0	0	57	26	29.4	20 to 30	89.5	*	*
05/06/2025	08:00	8	5	30	17	0	0	0	0	0	0	0	0	0	0	0	0	0	0	0	0	60	21.8	27.4	20 to 30	78.3	*	*
05/06/2025	09:00	6	1	25	16	1	0	0	0	0	0	0	0	0	0	0	0	0	0	0	0	49	22.4	28.1	20 to 30	83.7	*	*
05/06/2025	10:00	2	1	10	6	0	0	0	0	0	0	0	0	0	0	0	0	0	0	0	0	19	22.2	27.5	20 to 30	84.2	*	*
05/06/2025	11:00	3	2	19	6	1	0	0	0	0	0	0	0	0	0	0	0	0	0	0	0	31	22.1	26.7	20 to 30	80.6	*	*
05/06/2025	12:00	3	6	16	15	2	0	0	0	0	0	0	0	0	0	0	0	0	0	0	0	42	23	28.7	20 to 30	73.8	*	*
05/06/2025	13:00	4	5	15	7	1	0	0	0	0	0	0	0	0	0	0	0	0	0	0	0	32	21.1	27.1	20 to 30	68.8	*	*
05/06/2025	14:00	1	1	29	14	1	0	0	0	0	0	0	0	0	0	0	0	0	0	0	0	46	23.8	27.9	20 to 30	93.5	*	*
05/06/2025	15:00	1	5	24	17	0	0	0	0	0	0	0	0	0	0	0	0	0	0	0	0	47	23.4	27.9	20 to 30	87.2	*	*
05/06/2025	16:00	1	4	14	22	3	0	0	0	0	0	0	0	0	0	0	0	0	0	0	0	44	24.7	29.1	20 to 30	81.8	*	*
05/06/2025	17:00	1	2	14	17	1	1	0	0	0	0	0	0	0	0	0	0	0	0	0	0	36	24.7	29.1	20 to 30	86.1	1	2.8
05/06/2025	18:00	0	0	9	8	2	1	0	0	0	0	0	0	0	0	0	0	0	0	0	0	20	26	30	20 to 30	85.0	1	5.0
05/06/2025	19:00	0	1	6	9	3	0	0	0	0	0	0	0	0	0	0	0	0	0	0	0	19	25.8	30	20 to 30	78.9	*	*
05/06/2025	20:00	0	0	3	7	2	0	0	0	0	0	0	0	0	0	0	0	0	0	0	0	12	26.8	30	20 to 30	83.3	*	*
05/06/2025	21:00	0	0	4	5	1	1	0	0	0	0	0	0	0	0	0	0	0	0	0	0	11	26.6	30	20 to 30	81.8	1	9.1
05/06/2025	22:00	0	0	1	3	0	0	0	0	0	0	0	0	0	0	0	0	0	0	0	0	4	25.8	28.3	20 to 30	100.0	*	*
05/06/2025	23:00	0	0	3	0	0	0	0	0	0	0	0	0	0	0	0	0	0	0	0	0	3	22	25	15 to 25	100.0	*	*
24 Hr Summary		31	34	251	215	30	4	0	0	0	0	0	0	0	0	0	0	0	0	0	0	565	23.8	28.8	20 to 30	82.5	4	0.7

Incoming Histogram
 Court Hill
 Court Hill Junction

from Sun-Apr-27-2025-06-00-PM to Sun-Jun-08-2025-08-59-PM

Date	Starting Hr:min	<15	15 to <20	20 to <25	25 to <30	30 to <35	35 to <40	40 to <45	45 to <50	50 to <55	55 to <60	60 to <65	65 to <70	70 to <75	75 to <80	80 to <85	85 to <90	90 to <95	95 to <100	100 to >105	Total Counts	Avg Speed (MPH)	85pct Speed	10MPH Pace	% in pace	# of Speeders	% Speeders
06/06/2025	00:00	0	0	1	0	1	0	0	0	0	0	0	0	0	0	0	0	0	0	0	2	27	35	15 to 25	50.0	*	*
06/06/2025	01:00	0	0	0	0	1	0	0	0	0	0	0	0	0	0	0	0	0	0	0	1	32	35	25 to 35	100.0	*	*
06/06/2025	02:00	0	0	0	0	0	0	0	0	0	0	0	0	0	0	0	0	0	0	0	0	0	0	*	*	*	*
06/06/2025	03:00	0	0	0	0	0	0	0	0	0	0	0	0	0	0	0	0	0	0	0	0	0	0	*	*	*	*
06/06/2025	04:00	0	0	2	1	0	0	0	0	0	0	0	0	0	0	0	0	0	0	0	3	24	30	20 to 30	100.0	*	*
06/06/2025	05:00	0	1	2	1	3	1	0	0	0	0	0	0	0	0	0	0	0	0	0	8	27.6	35	25 to 35	50.0	1	12.5
06/06/2025	06:00	0	0	6	7	4	0	0	0	0	0	0	0	0	0	0	0	0	0	0	17	26.7	31.2	20 to 30	76.5	*	*
06/06/2025	07:00	0	3	11	21	2	0	0	0	0	0	0	0	0	0	0	0	0	0	0	37	25.3	29	20 to 30	86.5	*	*
06/06/2025	08:00	12	21	22	13	0	0	0	0	0	0	0	0	0	0	0	0	0	0	0	68	19.8	26.2	15 to 25	63.2	*	*
06/06/2025	09:00	7	5	15	10	0	0	0	0	0	0	0	0	0	0	0	0	0	0	0	37	20.6	27	20 to 30	67.6	*	*
06/06/2025	10:00	2	11	21	12	0	0	0	0	0	0	0	0	0	0	0	0	0	0	0	46	21.9	27.1	20 to 30	71.7	*	*
06/06/2025	11:00	3	3	13	4	0	0	0	0	0	0	0	0	0	0	0	0	0	0	0	23	20.9	26.2	20 to 30	73.9	*	*
06/06/2025	12:00	5	3	12	1	1	0	0	0	0	0	0	0	0	0	0	0	0	0	0	22	19.7	24.6	15 to 25	68.2	*	*
06/06/2025	13:00	1	1	21	6	0	1	0	0	0	0	0	0	0	0	0	0	0	0	0	30	23.1	27.5	20 to 30	90.0	1	3.3
06/06/2025	14:00	4	8	26	9	0	1	0	0	0	0	0	0	0	0	0	0	0	0	0	48	21.7	26.7	20 to 30	72.9	1	2.1
06/06/2025	15:00	5	13	26	12	0	0	0	0	0	0	0	0	0	0	0	0	0	0	0	56	21	26.7	15 to 25	69.6	*	*
06/06/2025	16:00	1	6	25	21	1	0	0	0	0	0	0	0	0	0	0	0	0	0	0	54	23.7	28.3	20 to 30	85.2	*	*
06/06/2025	17:00	0	3	15	16	2	0	0	0	0	0	0	0	0	0	0	0	0	0	0	36	24.7	29.1	20 to 30	86.1	*	*
06/06/2025	18:00	0	0	7	12	2	0	0	0	0	0	0	0	0	0	0	0	0	0	0	21	26	29.6	20 to 30	90.5	*	*
06/06/2025	19:00	0	1	5	10	0	0	0	0	0	0	0	0	0	0	0	0	0	0	0	16	25.1	29	20 to 30	93.8	*	*
06/06/2025	20:00	0	3	4	9	2	0	0	0	0	0	0	0	0	0	0	0	0	0	0	18	24.9	29.4	20 to 30	72.2	*	*
06/06/2025	21:00	0	0	5	7	1	0	0	0	0	0	0	0	0	0	0	0	0	0	0	13	25.6	29.3	20 to 30	92.3	*	*
06/06/2025	22:00	0	0	9	4	0	1	0	0	0	0	0	0	0	0	0	0	0	0	0	14	24.6	28.8	20 to 30	92.9	1	7.1
06/06/2025	23:00	0	0	4	0	0	0	0	0	0	0	0	0	0	0	0	0	0	0	0	4	22.3	23.8	15 to 25	100.0	*	*
24 Hr Summary		40	82	252	176	20	4	0	0	0	0	0	0	0	0	0	0	0	0	0	574	22.7	28.2	20 to 30	74.6	4	0.7

Incoming Histogram

Court Hill

Court Hill Junction

from Sun-Apr-27-2025-06-00-PM to Sun-Jun-08-2025-08-59-PM

Date	Starting Hr:min	<15	15 to <20	20 to <25	25 to <30	30 to <35	35 to <40	40 to <45	45 to <50	50 to <55	55 to <60	60 to <65	65 to <70	70 to <75	75 to <80	80 to <85	85 to <90	90 to <95	95 to <100	100 to >105	Total Counts	Avg Speed (MPH)	85pct Speed	10MPH Pace	% in pace	# of Speeders	% Speeders
07/06/2025	00:00	0	0	0	0	2	0	0	0	0	0	0	0	0	0	0	0	0	0	0	2	32	35	25 to 35	100.0	*	*
07/06/2025	01:00	0	0	1	0	1	0	0	0	0	0	0	0	0	0	0	0	0	0	0	2	27	35	15 to 25	50.0	*	*
07/06/2025	02:00	0	0	0	1	0	0	0	0	0	0	0	0	0	0	0	0	0	0	0	1	27	30	20 to 30	100.0	*	*
07/06/2025	03:00	0	0	0	0	0	0	0	0	0	0	0	0	0	0	0	0	0	0	0	0	0	0	*	*	*	*
07/06/2025	04:00	0	0	0	0	0	0	0	0	0	0	0	0	0	0	0	0	0	0	0	0	0	0	*	*	*	*
07/06/2025	05:00	0	0	1	1	1	0	0	0	0	0	0	0	0	0	0	0	0	0	0	3	27	35	20 to 30	66.7	*	*
07/06/2025	06:00	0	0	1	3	0	0	0	0	0	0	0	0	0	0	0	0	0	0	0	4	25.8	28.3	20 to 30	100.0	*	*
07/06/2025	07:00	0	0	3	8	2	0	0	0	0	0	0	0	0	0	0	0	0	0	0	13	26.7	30	20 to 30	84.6	*	*
07/06/2025	08:00	1	0	6	11	2	0	0	0	0	0	0	0	0	0	0	0	0	0	0	20	25.4	29.5	20 to 30	85.0	*	*
07/06/2025	09:00	0	1	6	8	1	0	0	0	0	0	0	0	0	0	0	0	0	0	0	16	24.9	29.4	20 to 30	87.5	*	*
07/06/2025	10:00	0	0	8	6	1	0	0	0	0	0	0	0	0	0	0	0	0	0	0	15	24.9	29.2	20 to 30	93.3	*	*
07/06/2025	11:00	0	1	11	12	2	0	0	0	0	0	0	0	0	0	0	0	0	0	0	26	25	29.2	20 to 30	88.5	*	*
07/06/2025	12:00	1	0	9	20	5	1	0	0	0	0	0	0	0	0	0	0	0	0	0	36	26.6	31	20 to 30	80.6	1	2.8
07/06/2025	13:00	2	0	13	12	1	0	0	0	0	0	0	0	0	0	0	0	0	0	0	28	23.9	28.8	20 to 30	89.3	*	*
07/06/2025	14:00	1	5	14	11	1	0	0	0	0	0	0	0	0	0	0	0	0	0	0	32	23.1	28.2	20 to 30	78.1	*	*
07/06/2025	15:00	2	0	16	9	1	0	0	0	0	0	0	0	0	0	0	0	0	0	0	28	23.3	28.3	20 to 30	89.3	*	*
07/06/2025	16:00	1	5	11	11	3	0	0	0	0	0	0	0	0	0	0	0	0	0	0	31	23.8	29.1	20 to 30	71.0	*	*
07/06/2025	17:00	0	5	8	15	3	0	0	0	0	0	0	0	0	0	0	0	0	0	0	31	24.8	29.3	20 to 30	74.2	*	*
07/06/2025	18:00	0	2	3	4	1	0	0	0	0	0	0	0	0	0	0	0	0	0	0	10	24	28.8	20 to 30	70.0	*	*
07/06/2025	19:00	0	3	7	7	1	0	0	0	0	0	0	0	0	0	0	0	0	0	0	18	23.9	28.6	20 to 30	77.8	*	*
07/06/2025	20:00	0	2	0	3	1	0	0	0	0	0	0	0	0	0	0	0	0	0	0	6	24.7	30	25 to 35	66.7	*	*
07/06/2025	21:00	0	0	4	1	0	0	0	0	0	0	0	0	0	0	0	0	0	0	0	5	23	25	20 to 30	100.0	*	*
07/06/2025	22:00	1	0	6	3	1	0	0	0	0	0	0	0	0	0	0	0	0	0	0	11	23.5	28.3	20 to 30	81.8	*	*
07/06/2025	23:00	0	0	2	0	0	0	0	0	0	0	0	0	0	0	0	0	0	0	0	2	22	25	15 to 25	100.0	*	*
24 Hr Summary		9	24	130	146	30	1	0	0	0	0	0	0	0	0	0	0	0	0	0	340	24.6	29.3	20 to 30	81.2	1	0.3

Incoming Histogram

Court Hill

Court Hill Junction


from Sun-Apr-27-2025-06-00-PM to Sun-Jun-08-2025-08-59-PM

Date	Starting Hr:min	<15	15 to <20	20 to <25	25 to <30	30 to <35	35 to <40	40 to <45	45 to <50	50 to <55	55 to <60	60 to <65	65 to <70	70 to <75	75 to <80	80 to <85	85 to <90	90 to <95	95 to <100	100 to >105	Total Counts	Avg Speed (MPH)	85pct Speed	10MPH Pace	% in pace	# of Speeders	% Speeders	
08/06/2025	00:00	0	0	1	0	0	0	0	0	0	0	0	0	0	0	0	0	0	0	0	1	22	25	15 to 25	100.0	*	*	
08/06/2025	01:00	0	0	1	1	0	0	0	0	0	0	0	0	0	0	0	0	0	0	0	2	24.5	30	20 to 30	100.0	*	*	
08/06/2025	02:00	0	0	0	0	0	0	0	0	0	0	0	0	0	0	0	0	0	0	0	0	0	0	*	*	*	*	
08/06/2025	03:00	0	0	0	1	0	0	0	0	0	0	0	0	0	0	0	0	0	0	0	1	27	30	20 to 30	100.0	*	*	
08/06/2025	04:00	0	0	0	0	1	0	0	0	0	0	0	0	0	0	0	0	0	0	0	1	32	35	25 to 35	100.0	*	*	
08/06/2025	05:00	0	0	1	1	1	0	0	0	0	0	0	0	0	0	0	0	0	0	0	3	27	35	20 to 30	66.7	*	*	
08/06/2025	06:00	0	0	0	0	1	0	0	0	0	0	0	0	0	0	0	0	0	0	0	1	32	35	25 to 35	100.0	*	*	
08/06/2025	07:00	0	0	1	4	0	0	0	0	0	0	0	0	0	0	0	0	0	0	0	5	26.2	28.8	20 to 30	100.0	*	*	
08/06/2025	08:00	1	3	4	8	1	0	0	0	0	0	0	0	0	0	0	0	0	0	0	17	23.7	28.8	20 to 30	70.6	*	*	
08/06/2025	09:00	0	0	15	10	1	0	0	0	0	0	0	0	0	0	0	0	0	0	0	26	24.6	28.5	20 to 30	96.2	*	*	
08/06/2025	10:00	0	3	13	9	1	0	0	0	0	0	0	0	0	0	0	0	0	0	0	26	23.8	28.3	20 to 30	84.6	*	*	
08/06/2025	11:00	2	1	9	14	1	0	0	0	0	0	0	0	0	0	0	0	0	0	0	27	24.1	28.9	20 to 30	85.2	*	*	
08/06/2025	12:00	0	1	16	13	3	0	0	0	0	0	0	0	0	0	0	0	0	0	0	33	25	29.2	20 to 30	87.9	*	*	
08/06/2025	13:00	0	2	16	17	3	0	0	0	0	0	0	0	0	0	0	0	0	0	0	38	25.1	29.1	20 to 30	86.8	*	*	
08/06/2025	14:00	1	1	21	15	3	0	0	0	0	0	0	0	0	0	0	0	0	0	0	41	24.3	29	20 to 30	87.8	*	*	
08/06/2025	15:00	0	2	6	11	2	0	0	0	0	0	0	0	0	0	0	0	0	0	0	21	25.3	29.5	20 to 30	81.0	*	*	
08/06/2025	16:00	1	2	15	19	2	0	0	0	0	0	0	0	0	0	0	0	0	0	0	39	24.7	28.9	20 to 30	87.2	*	*	
08/06/2025	17:00	0	2	10	13	1	0	0	0	0	0	0	0	0	0	0	0	0	0	0	26	24.7	28.8	20 to 30	88.5	*	*	
08/06/2025	18:00	0	2	12	9	1	0	0	0	0	0	0	0	0	0	0	0	0	0	0	24	24.1	28.3	20 to 30	87.5	*	*	
08/06/2025	19:00	0	1	9	2	1	0	0	0	0	0	0	0	0	0	0	0	0	0	0	13	23.4	27.5	20 to 30	84.6	*	*	
08/06/2025	20:00	0	0	2	3	0	0	0	0	0	0	0	0	0	0	0	0	0	0	0	5	25.2	28.3	20 to 30	100.0	*	*	
08/06/2025	21:00	*	*	*	*	*	*	*	*	*	*	*	*	*	*	*	*	*	*	*	*	*	*	*	*	*	*	*
08/06/2025	22:00	*	*	*	*	*	*	*	*	*	*	*	*	*	*	*	*	*	*	*	*	*	*	*	*	*	*	*
08/06/2025	23:00	*	*	*	*	*	*	*	*	*	*	*	*	*	*	*	*	*	*	*	*	*	*	*	*	*	*	*
24 Hr Summary		5	20	152	150	23	0	0	0	0	0	0	0	0	0	0	0	0	0	0	350	24.6	29	20 to 30	86.3	*		

Incoming: Average Hourly Volume for Week of 21/04/2025

Average Counts By Hour (21/04/2025) — Average Counts By Hour (21/04/2025)

Court Hill
Court Hill Junction
Average Weekly Volumes

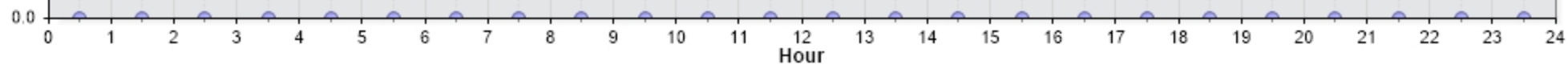


Incoming:Average Hourly WEEKDAY Speeds for Week of 21/04/2025

Average Hourly WEEKDAY Speeds By Hour (21/04/2025) — Average Hourly WEEKDAY Speeds By Hour (21/04/2025)

Court Hill
Court Hill Junction
Average Weekly Speeds

MPH

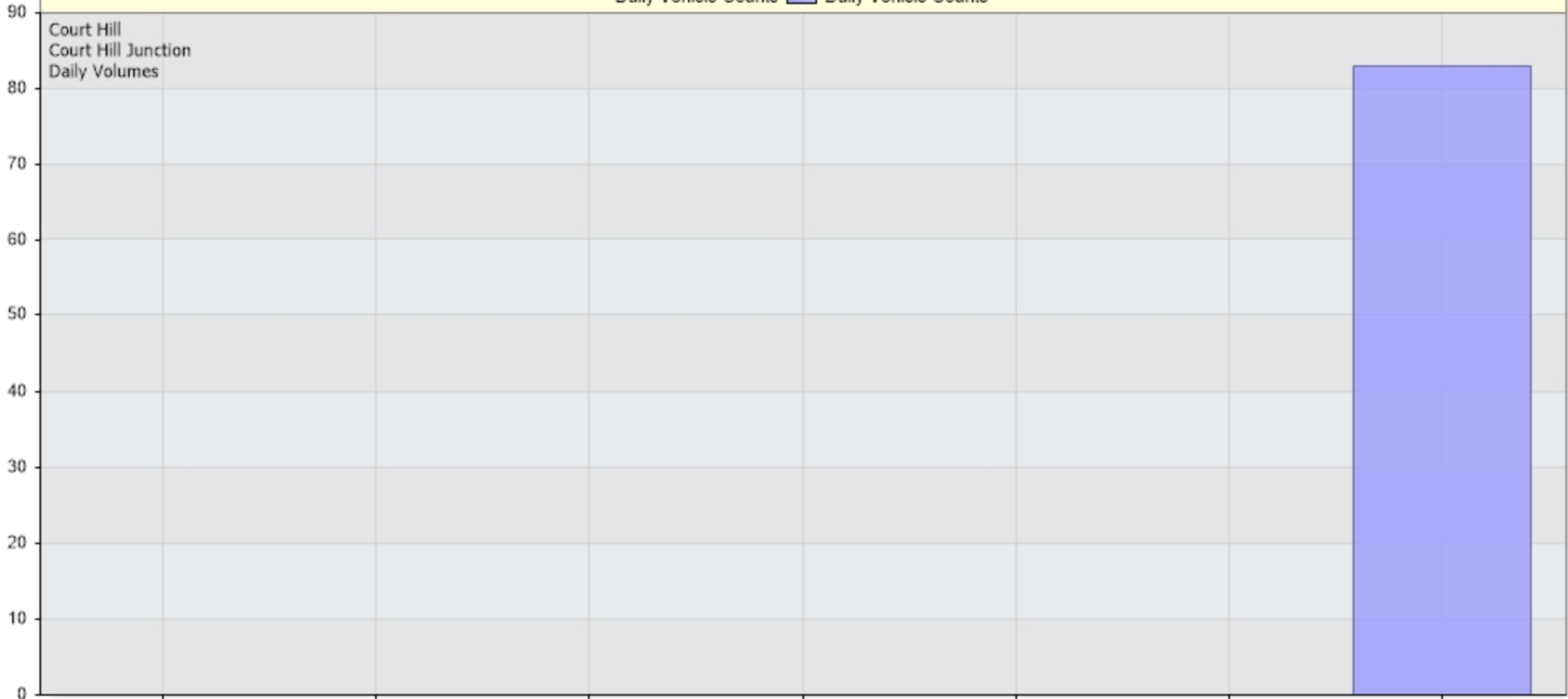


Incoming: Daily Volume for Week of 21/04/2025

Daily Vehicle Counts ■ Daily Vehicle Counts

Court Hill
Court Hill Junction
Daily Volumes

Vehicles



Monday

Tuesday

Wednesday

Thursday
Day

Friday

Saturday

Sunday